

WCSCA

Judges Seminar

**Venue and Field
Layout**

Stephen Sommers

2020 WCSCA Judges Seminar



2020 WCSCA Judges Seminar



WCSA

Judges Seminar

**Venue and Field
Layout**

Stephen Sommers

2020 WCSA Judges Seminar

- We must ensure that at each competition the field conforms to the requirements as regulated by the WCSA rule books.
- By doing so we guarantee consistency, thus ensuring that each shooter competes under equal conditions and that they are able to achieve their best possible results no matter where they are in the world.



WCSA

Judges Seminar

**Venue and Field
Layout**

Stephen Sommers

2020 WCSA Judges Seminar

- Distances, Lines, Lanes
- Safety aspects of the field
- Target Butts, Target faces
- Timing Equipment
- Miscellaneous Equipment



WCSA

Judges Seminar

**Venue and Field
Layout**

Stephen Sommers

2020 WCSA Judges Seminar

- Field inspections starts with a sweeping look over the range from the DOS position. Make sure all facilities are in place, that the field is safe and that the field is free from distractions
- Check the distance lines, making sure that they are within the stipulated tolerances and that they are measured to the “**centre of the gold**” and not the front leg of the target stand.



WCSA

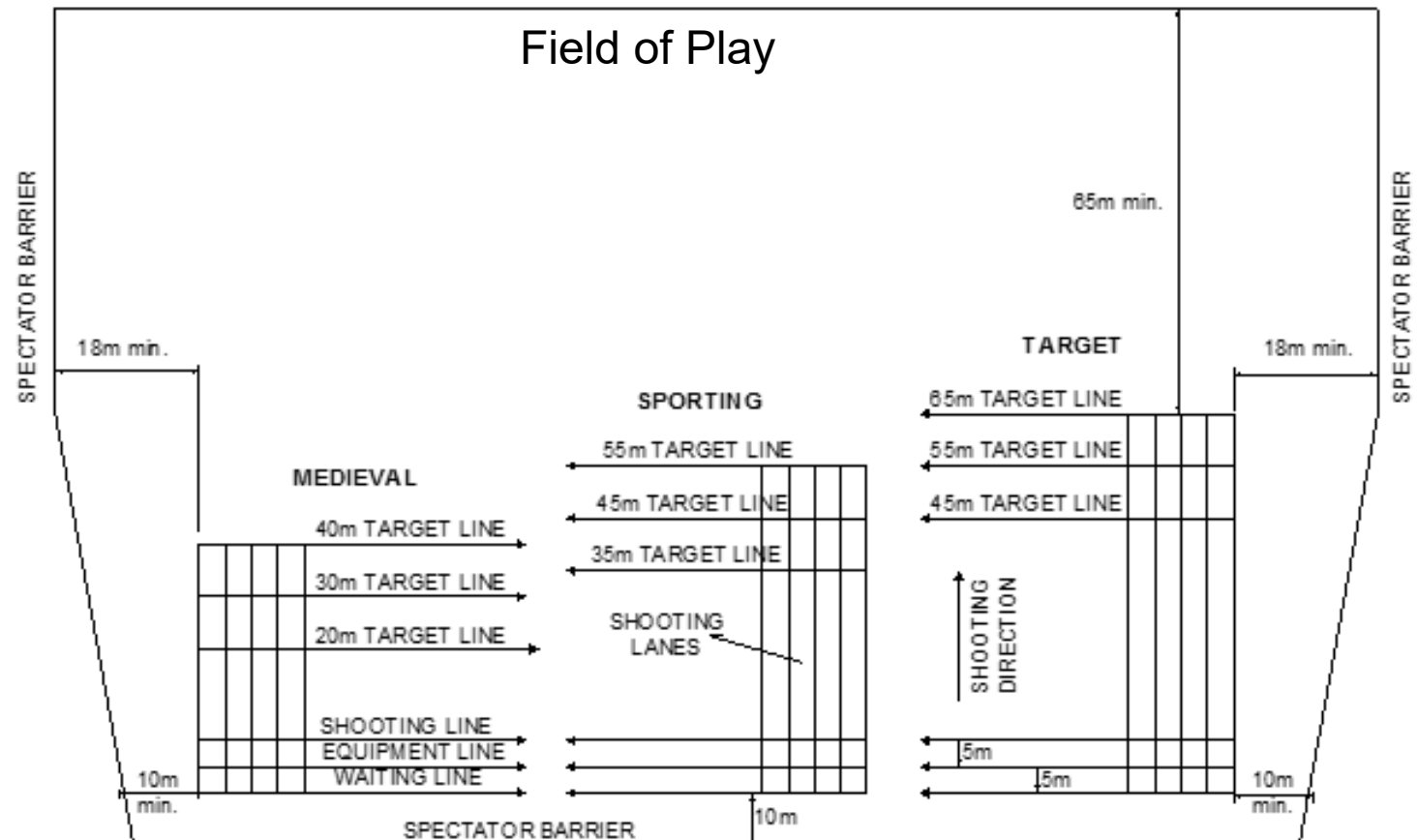
Judges Seminar


**Venue and Field
Layout**

Stephen Sommers

2020 WCSA Judges Seminar

OUTDOOR TARGET RANGE LAYOUT





WCSA


Judges Seminar

**Venue and Field
Layout**

Stephen Sommers

2020 WCSA Judges Seminar

- Check the competition field is square by using Pythagoras's theory – the 3-4-5 method.
- First check one corner of the field, then check the corner located diagonally opposite.
- Check that lane lines extending at right angles from the shooting line to the target lines.



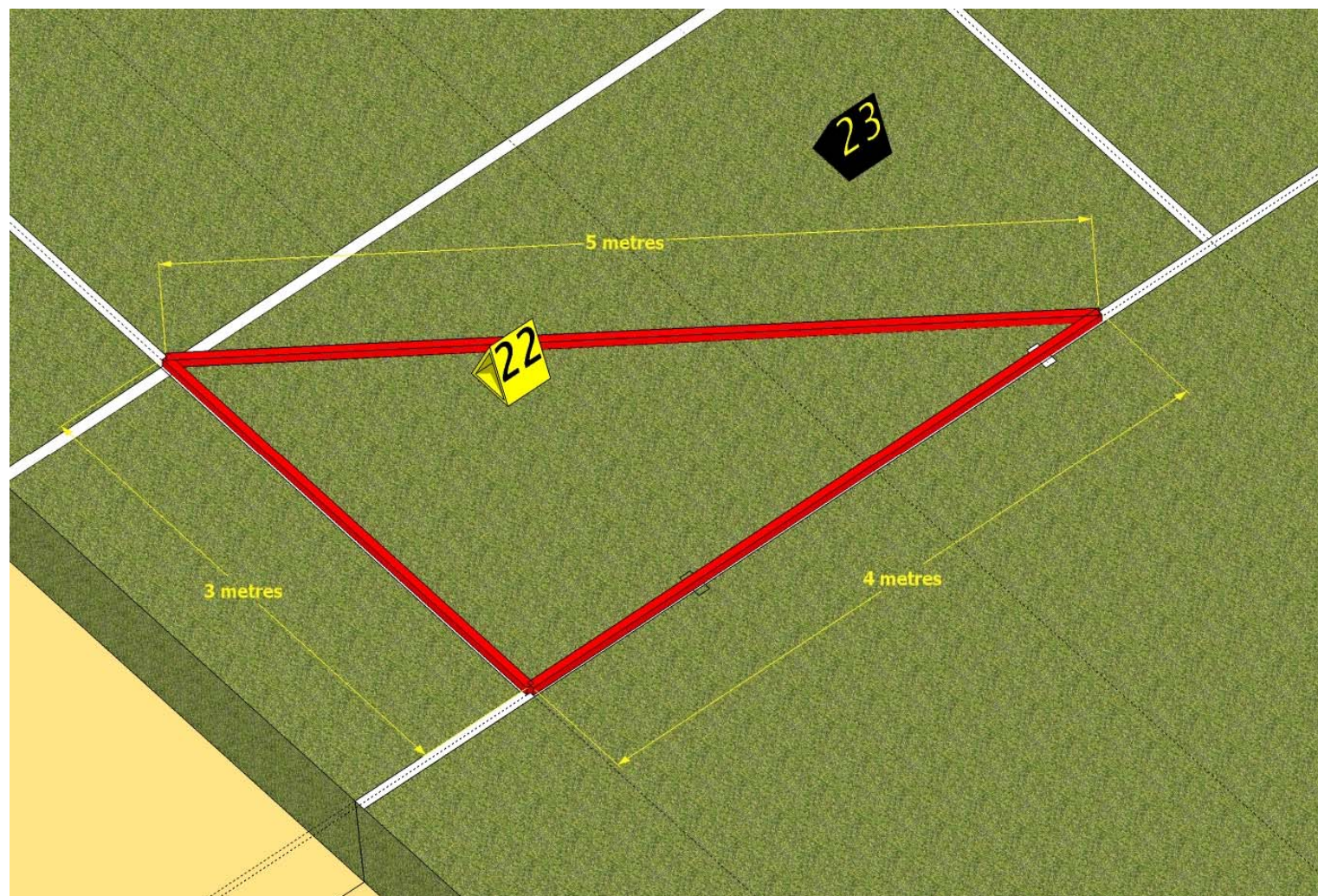
WCSCA

Judges Seminar

**Venue and Field
Layout**

Stephen Sommers

2020 WCSCA Judges Seminar



2020 WCSCA Judges Seminar



WCSA

Judges Seminar

**Venue and Field
Layout**

Stephen Sommers

2020 WCSA Judges Seminar

- Check the distance between the waiting line, the shooting line and the equipment line. This should be no less than 5m.
- Make sure that the centre of each target butt is clearly indicated on the shooting line.
- When 2 or more shooters are shooting on the same target butt at the same time, the shooting positions will be marked on the shooting line.
- A minimum space of 150cm per athlete will be guaranteed.
- When athletes in wheelchairs are competing additional space will be permitted on the shooting line.



WCSA

Judges Seminar

**Venue and Field
Layout**

Stephen Sommers

2020 WCSA Judges Seminar

- Check all aspects of safety in accordance with the recommendations of the WCSA rule book. These include:
 - A minimum distance of 10m should be kept at the ends of the shooting line.
 - The run off distance at the end of the field should not be less than 55m. This may be reduced if an adequate backstop (eg efficient netting, soil bank or similar).



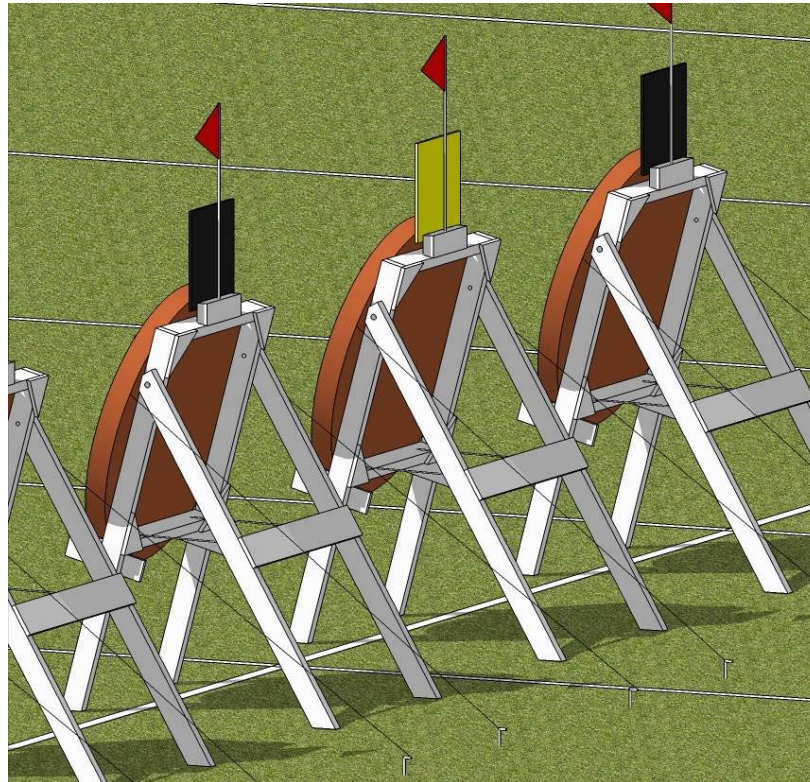
WCSA

Judges Seminar

**Venue and Field
Layout**

Stephen Sommers

2020 WCSA Judges Seminar



- The buttresses shall be large enough to accommodate the target faces with a minimum of 1cm extra all round the outer most scoring zone.
- Make sure that the target butts are firmly attached to supports, which must be pegged securely in the ground




WCSA

Judges Seminar

**Venue and Field
Layout**

Stephen Sommers

2020 WCSA Judges Seminar



- Target faces shall be numbered. The numbers shall be a minimum of 20cm tall on a background large enough to accommodate them with a border and shall be black figures on a yellow background, alternating with yellow figures on a black background.
- Flags or some other suitable device shall be provided at the targets and on the shooting line with which competitors can signal for a judge.



WCSA


Judges Seminar

**Venue and Field
Layout**

Stephen Sommers

2020 WCSA Judges Seminar

- The recognized target face shall be 60cm in diameter
- Competitors will be provided with their own individual target face
- The target face shall be affixed to the target in such a manner that the face cannot move or contract when hit by a bolt
- Target faces may be made of paper and shall be uniform
- The faces must be approved by the WCSA or licensed by World Archery (FITA)



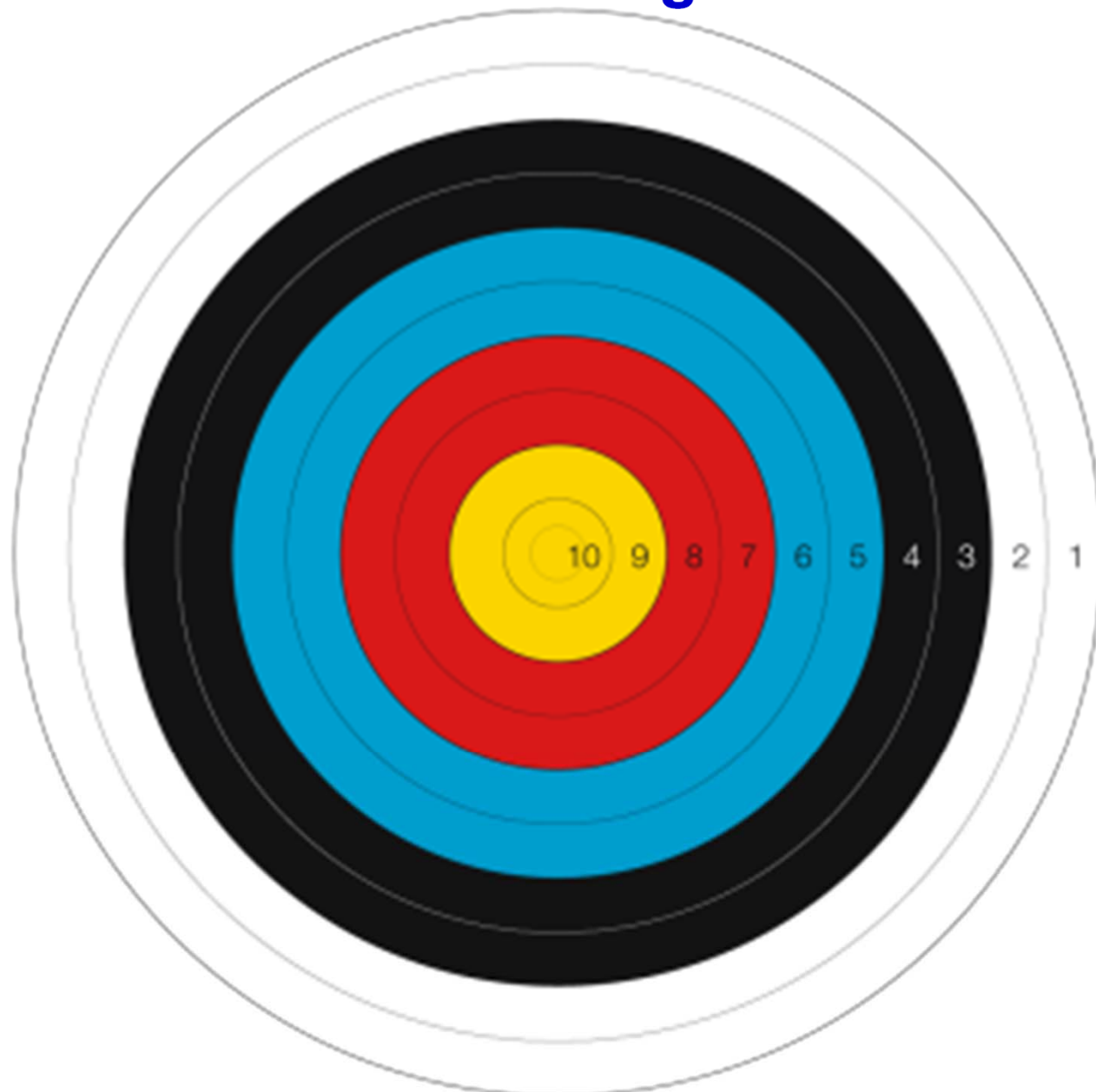
WCSCA

Judges Seminar

**Venue and Field
Layout**

Stephen Sommers

2020 WCSCA Judges Seminar



2020 WCSCA Judges Seminar




WCSA

Judges Seminar

**Venue and Field
Layout**

Stephen Sommers

2020 WCSA Judges Seminar



2020 WCSA Judges Seminar



WCSA

Judges Seminar

**Venue and Field
Layout**

Stephen Sommers

2020 WCSA Judges Seminar

- It is important when carrying out target face inspections to test several samples from the faces that will be used in the competition.
- Do not use different branded faces within the same division
- The position of the target face should be positioned so that the centre is placed 130cm (+-5cm) above the ground.



WCSA

Judges Seminar

**Venue and Field
Layout**

Stephen Sommers

2020 WCSA Judges Seminar

- During the initial inspection it is important to verify that the timing devices are functioning properly and that they are visible from the shooting line
- Check the synchronisation of the acoustic signals with the visual signals.
- Digital numbers must be at least 20cm high and should be visible from the shooting line
- The timing and visual devices are to be placed to the sides of the fields
- Emergency equipment should be available should the electrical equipment fail.

2020 WCSA Judges Seminar



WCSA

Judges Seminar

**Venue and Field
Layout**

Stephen Sommers

2020 WCSA Judges Seminar

- Registration numbers to be worn by each competitor
- Loudspeaker equipment is recommended
- Walkie talkies are useful communication between officials
- Sufficient chairs and shelter to be provided for shooters, officials, etc
- Visible wind flags



WCSCA

Judges Seminar

**Venue and Field
Layout**

Stephen Sommers

2020 WCSCA Judges Seminar



2020 WCSCA Judges Seminar