



WORLD CROSSBOW SHOOTING ASSOCIATION SHOOTING RULES

**FOR
TARGET, MEDIEVAL, STANDARD, FREESTYLE CROSSBOWS
AND
GENERAL SHOOTING RULES.**

**EFFECTIVE
1st January 2019**

INDEX

Clause	Item	Page No
INDEX		2
DEFINITIONS		6
SECTION 1.	WORLD CHAMPIONSHIPS, REGINAL CHAMPIONSHIP, JUDGING, RECORDS, ASSISTED SHOOTERS	
1	PRECEDENCE, INTERPRETATION AND AMENDMENTS	9
2	WORLD CHAMPIONSHIPS	9
2.1	Outdoor Target	
2.2	3D	
2.3	Indoor Target	
2.4	Bench, Kneeling and Prone Round Championship	
2.5	Hosting World Championship	
3	REGIONAL CHAMPIONSHIPS	10
4	STAR TOURNAMENTS	10
5	RIGHTS OF PARTICIPATION & CITIZENSHIP	11
5.2	Eligibility	
5.3	Divisions	
5.4	Standards	
5.5	Guest Competitors	
6	ELIGIBILITY CODE	12
7	PROGRAMME, OFFICIAL FUNCTIONS AND CEREMONIES	12
7.1	Programme	
7.2	Reception	
7.3	Opening Ceremony	
7.4	Awards Ceremony	
7.5	Distribution of Special Prizes/Awards	
7.6	Closing Ceremony	
7.7	Farewell Function	
8	DRESS REGULATIONS	13
9	ACCREDITATION	13
10	CHAMPIONSHIP DOCUMENTS	13
11	TEAM AND INDIVIDUAL COMPETITIONS	13
11.2	Team Competitions	
11.3	Substitute Competitors	
11.4	Individual Competitors	
12	TARGET ASSIGNMENT	14
12.1	Outdoor and Indoor Target	
12.2	Forest and 3D	
12.3	Bench Prone Round	
13	COMPETITOR NUMBERS	15
14	OFFICIAL COMMUNICATION	15
15	EQUAL SHOOTING CONDITIONS	16
16	MEDALS, TROPHIES AND PERFORMANCE AWARDS	16
16.1	Medals	
16.2	Prizes and Trophies	
17	TEAM OFFICIALS	16
18	INDIVIDUAL COMPETITORS	16
19	TECHNICAL DELEGATE	17
20	JURY OF APPEAL	17
20.5	Protest Fee	
21	DISCIPLINARY ACTION	17
22	DOPING CONTROL	18
22.2	Doping	
22.4	Medical Provisions	
22.5	Competitors Declaration	
22.6	Officials Declaration	
22.7	Medical Tests	
22.8	Drug Test Results	
23	TOURNAMENT JUDGING	18
23.1	Director of Shooting	
24	TOURNAMENT JUDGE COMMISSION	19
25	JUDGES	19
26	EQUIPMENT SCRUTINEERING AND CONTROL	19
27	QUESTIONS, DISPUTES AND APPEALS	20
28	SCORING	21
28.1	Outdoor and Indoor Target and Bench, Kneeling and Prone Round	
28.2	Forest, Bushland and 3D	
29	TIES	21
30	PRACTICE	21
30.8	Conduct of Practice for Target	
30.16	Test Butt	
30.17	Practice of Shooting Stance	

31	WORLD CHAMPIONSHIP TITLES	22
31.1	Outdoor Target.....	
31.2	Outdoor Match-play.....	
31.3	Indoor Target.....	
31.4	Indoor Match-play	
31.5	Forest Round.....	
31.6	Medieval.....	
31.7	3D	
31.8	Bench, Kneeling & Prone.....	
32	WORLD CHAMPIONSHIP ROUNDS	24
32.1	Outdoor Target for Target Crossbow	
32.2	Outdoor Target for Standard and Freestyle Crossbow	
32.3	Outdoor Target for Medieval	
32.4	Outdoor Match-play for Target Crossbow	
32.5	Outdoor Match-play for Standard and Freestyle Crossbow	
32.6	Outdoor Match-play for Medieval Crossbow	
32.7	Match-play Information for Target, Standard, Freestyle and Medieval Crossbows	
32.8	Indoor Target for Target, Standard, Freestyle and Medieval Crossbows	
32.9	Indoor Match-play for Target, Standard, Freestyle and Medieval Crossbows	
32.10	Forest and Bushland Round for Target, Standard, Freestyle and Medieval Crossbows	
32.11	3D Round for Target, Standard, Freestyle and Medieval Crossbows.....	
32.12	Bench, Kneeling and Prone Round for Target, Standard, Freestyle and Medieval Crossbows	
33	WORLD RECORDS	27
33.1	Types	
33.2	Definition	
33.3	World Records Listing	
33.4	Tournaments	
33.5	Confirmation of World Records	
33.6	Publication of Records	
34	ASSISTED SHOOTERS	29
34.1	General	
34.2	Championships	
34.3	Teams	
34.4	Shooting Position	
34.5	Assisted Shooter	
34.6	Assisted Shooter Bow Stand	
 SECTION 2. SAFETY, TARGET, STANDARD, FREESTYLE & MEDIEVAL CROSSBOWS, BOLTS & CLOTHING		
35	A COMPETITORS RESPONSIBILITY FOR SAFETY	32
36	CROSSBOW EQUIPMENT	33
36.2	Target Crossbow	
36.3	Standard Crossbow.....	
36.4	Freestyle Crossbow	
36.5	All Standard and Freestyle Crossbows	
36.6	Medieval Crossbow	
37	BOLT SPECIFICATIONS	36
37.1	Target Crossbow Bolts.....	
37.2	Standard Crossbow	
37.3	Freestyle Crossbow	
37.4	Medieval Crossbow Bolts.....	
38	CLOTHING	37
38.1	Target, Forest, 3D and Bench Prone Round	
38.15	Medieval.....	
 SECTION 3. OUTDOOR TARGET		
39	OUTDOOR TARGET	39
39.1	Range Layout.....	
39.2	Venue Equipment	
39.3	Target Faces	
39.4	Time Control Equipment	
39.5	Miscellaneous Equipment	
39.6	Shooting Control and Safety	
39.7	Order of Shooting and Timing Control	
39.8	Shooting	
39.9	Shooting Stance and Position	
39.10	Scoring	
SCHEDULE 1 OUTDOOR TARGET ROUNDS.....		45
 SECTION 4. OUTDOOR MATCH-PLAY		
40	OUTDOOR MATCH-PLAY	47
40.1	Target Crossbow.....	
40.2	Standard Crossbow.....	
40.3	Freestyle Crossbow.....	

40.4	Medieval Crossbow.....	
40.5	Practice.....	
40.6	Eliminations.....	
40.7	Finals.....	
40.15	Range Layout.....	
40.16	Venue Equipment	
40.17	Target Faces.....	
40.18	Time Control Equipment	
40.19	Miscellaneous Equipment	
40.20	Shooting Control and Safety.....	
40.21	Order of Shooting and Timing Control	
40.22	Shooting.....	
40.23	Shooting Stance and Position.....	
40.24	Scoring.....	
 SECTION 5. INDOOR TARGET		
41	INDOOR TARGET	51
41.1	Safety and Lighting	
41.2	Range Layout.....	
41.3	Venue Equipment	
41.4	Target Faces.....	
41.5	Time Control Equipment	
41.6	Miscellaneous Equipment	
41.7	Shooting Control and Safety.....	
41.8	Order of Shooting and Timing Control.....	
41.9	Shooting.....	
41.10	Shooting Stance and Position.....	
41.11	Scoring.....	
SCHEDULE 2 INDOOR TARGET ROUNDS.....		53
 SECTION 6. INDOOR MATCH-PLAY		
42	INDOOR MATCH-PLAY	55
42.1	General	
42.2	Range Layout.....	
42.3	Venue Equipment	
42.4	Target Faces.....	
42.5	Time Control Equipment	
42.6	Miscellaneous Equipment	
42.7	Shooting Control and Safety.....	
42.8	Order of Shooting and Timing Control	
42.9	Shooting.....	
42.10	Shooting Stance and Position.....	
42.11	Scoring.....	
 SECTION 7. FOREST and BUSHLAND ROUNDS		
43	THE RANGE.....	59
43.1	Course Layout.....	
43.2	Miscellaneous Equipment	
43.3	Shooting Control and Safety.....	
43.4	Order of Shooting and Timing Control	
43.5	Target Faces and Distances	
43.6	Shooting.....	
43.7	Shooting Stance and Position.....	
43.8	Scoring.....	
 SECTION 8. 3D ROUND		
44	THE RANGE.....	65
44.1	Course Layout.....	
44.2	Miscellaneous Equipment	
44.3	Shooting Control and Safety.....	
44.4	Order of Shooting and Timing Control	
44.5	Target Faces and Distances	
44.6	Shooting.....	
44.7	Shooting Stance and Position.....	
44.8	Scoring.....	
 SECTION 9. BENCH, KNEELING and PRONE ROUND		
45	BPR600/70 and KNR600/50	71
45.1	Range Layout.....	

45.2	Venue Equipment	
45.3	Target Faces	
45.4	Time Control Equipment	
45.5	Miscellaneous Equipment	
45.6	Shooting Control and Safety	
45.7	Order of Shooting and Timing Control	
45.8	Shooting	
45.9	Shooting Positions	
45.10	Scoring	

SECTION 10. APPENDIX / DIAGRAMS

Appendix 1	Target Crossbow	76
Appendix 2	Standard and Freestyle Crossbow	77
Appendix 3	Medieval Crossbow	78
Appendix 4	Medieval crossbow Trigger	78
Appendix 5	Bolt Retainer and String Loop	79
Appendix 6	Bolts	79
Appendix 7	Recommended Outdoor Target Ground Layout	80
Appendix 8	Target Butt	80
Appendix 9	Wind Indicator	81
Appendix 10	30 Second Timer Board	81
Appendix 11	Target Face	82
Appendix 12a	Recommended Outdoor Match-Play Ground Layout	83
Appendix 12b	Recommended team Outdoor Match-Play Ground Layout	84
Appendix 13	Match-play Chart	85
Appendix 14	Assisted Shooters Crossbow Support Picture	86
ADDENDUM 1. Recommended World Crossbow Championship formats	87

DEFINITIONS:

Arbalist / Arbalest	The name given to a person who shoots a crossbow.
Assisted Shooter	The name given to a special type of competitor who has a disability which prevents them complying with the general shooting rules.
Bench	A stable table/platform on which to put the crossbow and support for shooting the Bench Round.
Bolt	The name given to a projectile (similar to an arrow) which is shot from a crossbow.
Braced	The crossbow is braced or strung when the string is fitted between the limb nocks.
Bushland Round	A competition in which the targets are laid out on a course at varying distances to simulate hunting.
Catch / Latch / claw / nut	A part of the trigger mechanism which holds the string of a spanned crossbow.
Category	A complete competing area, e.g. Target Crossbow Men or Sporting Crossbow Senior Woman.
Clear Draw	The distance between the braced string and the catch (also "power stroke").
Compound Crossbow	A crossbow which incorporates mechanical advantage where the limbs are interconnected by cables, string and eccentric wheels or cams
Crossbow	A device which shoots a bolt.
Division	An age or gender competing area, e.g. Men, Boy, Girl, Senior Woman, Assisted Men.
Federation	An association which represents a country.
Forest Round	A competition in which the targets are laid out on a course at varying distances to simulate hunting.
Hanger	A bolt which has hit and caught in the target and is hanging across the target face.
Kneeling	One knee on the ground and the other knee bent facing the target for Medieval crossbows shooting the Bench round.
Lath (prod)	That part of the crossbow (the bow, bow limbs) which provides the force to propel the bolt.
Load	The act of placing a bolt into a spanned crossbow.
may	Indicates that an action is <u>NOT</u> mandatory.
Medieval Crossbow	A crossbow designed and constructed in a similar manner and appearance to those made in medieval times, but may include some modern materials.
must / will	Indicates that a rule or action is mandatory. [strictly speaking MUST is stronger than WILL]
Prod	That part of the crossbow (the bow, bow limbs) which provides the force to propel the bolt.
Prone	Lying front (face) down on the ground.
Range	An area in which the targets are placed and the shooting is done.
Rebound (bouncer)	A bolt which has hit and bounced off the target.
Recurve Crossbow	A crossbow which has its limbs interconnected via a single string.
Span	The act of pulling the string of a crossbow back ready for shooting - latching.
Sporting crossbow	A crossbow primarily manufactured for hunting.
String	The cord which interconnects the limbs.
Target	The combination of a Target Face, Butt/Buttress and Stand
Target Face	The aiming and scoring point for a crossbow.
Target Butt/Buttress	The material behind the target face for stopping for a bolt.
Target Stand	A framework which supports the Target Butt.
Target Crossbow	A crossbow specifically manufactured for shooting in competition.
Tickler (trigger)	The simple lever mechanism that is operated to release the nut and string.
Tiller (stock)	The body of the medieval crossbow to which the Tickler(trigger), Lath(prod) and other parts are attached.
Vertical Prod Crossbow	A crossbow designed to be used with the prod vertical.

Wind Indicator

A type of flag fixed above the Target to indicate the direction and strength of the wind.

3D Round

A competition which utilises 3 dimensional targets which are laid out on a course at varying distances to simulate hunting.

SECTION ONE

WORLD CHAMPIONSHIPS

REGIONAL CHAMPIONSHIPS

JUDGING

RECORDS

ASSISTED SHOOTERS

1 PRECEDENCE, INTERPRETATION AND AMENDMENTS

- 1.1 Amendments to these Rules can only be made in accordance with the World Crossbow Shooting Association Constitution.
- 1.2 The general interpretation and maintenance of these rules will be the responsibility of the Technical Committee.
- 1.3 For any special exceptions to the above rules the permission of the Executive of the World Crossbow Shooting Association must be obtained.
- 1.4 In cases of difficulties arising out of differences in the interpretation of these rules, the original English text will prevail. If there is a conflict between these rules and the World Crossbow Shooting Association Constitution, the latter will take precedence.
- 1.5 Gender: References to the male gender will import the female gender and conversely, except where the context indicates that the matter is gender-specific.

2 WORLD CHAMPIONSHIPS

World Crossbow Shooting Association (WCSA) will arrange for the organisation of a World Target Championship event and two (2) Postal Championship. (refer ADDENDUM 1)

2.1 THE WORLD TARGET CHAMPIONSHIP

will be held every two (2) years during odd years. (e.g. 2017, 2019, 2021, 2023 etc.)

- 2.1.1 a) **WCSA World Target Championship.**
For the Divisions of Women, Men, Junior Girls, Junior Boys, Senior Women, Senior Men, Assisted Women and Assisted Men Competitors who are members of the WCSA with the exception of Medieval Crossbow competitors which will only have the one Division which incorporates Male and Female. It will be decided on one round per day over two (2) days of competition of Double TC900, SC600, MC900 Rounds. Day one (1) distances to be shot in the order of longest to shortest. Day two (2) will be in the order shortest to longest. (refer Clause 32)
 - b) **WCSA World Match Play Championship.**
The World Match-play Championships (Individual and Team) will take place every two (2) years during odd years (e.g. 2017, 2019 2021, 2023 etc.). Target, Standard, Freestyle Crossbow and Medieval Crossbow Match Play Championships will be held after the Target Championship unless special dispensation for any of them to be held separately has been granted by the WCSA Executive. Competitors decided from the results of the target. (refer Clause 32)
 - c) **WCSA World Forest Championship.**
For the Divisions of Women, Men, Junior Girls, Junior Boys, Senior Women, Senior Men, Assisted Women and Assisted Men Competitors who are members of the WCSA with the exception of Medieval Crossbow which will only have the one Division which incorporates Male and Female. It will be decided on a twenty four (24) Target Round using approved animal faces over one (1) day of competition. (refer Clause 32)
 - d) **WCSA World Bushland Round**
For the Divisions of Women, Men, Junior Girls, Junior Boys, Senior Women, Senior Men, Assisted Women and Assisted Men Competitors who are members of the WCSA with the exception of Medieval Crossbow which will only have the one Division which incorporates Male and Female. It will be decided on a twenty four (24) Target Round using World Archery (WA) Field faces over one (1) day of competition. (refer Clause 32)
- 2.1.2 The **WCSA World Forest Championship medals** shall be awarded on the combined scores from the Forest round and the Bushland round conducted over two days and shall be conducted using unmarked distances. (ADDENDUM 1)

2.2 THE WORLD 3D CHAMPIONSHIP.

will be held every two (2) years during even years. (e.g. 2018, 2020, 2022, 2024 etc.)

- 2.2.1 **WCSA World 3D Championship.**
For the Divisions of Women, Men, Junior Girls, Junior Boys, Senior Women, Senior Men, Assisted Women and Assisted Men Competitors who are members of the WCSA with the exception of Medieval Crossbow which will only have the one Division which incorporates Male and Female. It will be decided on a twenty four (24) target - 3D Round shot each day over two (2) days of competition. (refer Clause 32)
The 3D round shall be conducted with unmarked distances.(ADDENDUM 1)

2.3 THE WORLD INDOOR TARGET CHAMPIONSHIP

The World Indoor Target Championships will take place as frequently as required but not closer than two (2) years apart and must be conducted during even years (e.g. 2018, 2020, 2022, 2024 etc.). Target Crossbow, Standard Crossbow, Freestyle Crossbow and Medieval Crossbow Indoor Championships will be held in conjunction together unless special dispensation for any of them to be held separately has been granted by the World Crossbow Shooting Association Executive.

- 2.3.1 **WCSA Indoor Target Championships.** (refer Clause 41)
For the Divisions of Women, Men, Junior Girls, Junior Boys, Senior Women, Senior Men, Assisted Women and Assisted Men Competitors who are members of the World Crossbow Shooting Association with the exception of Medieval Crossbow which will only have the one Division which incorporates Male and Female. It will be decided on a TC600/40 and a TC600/25 Round shot one round per day over two (2) days of competition. The TC600/40 will be shot on day one and the TC600/25 on day two.
- 2.3.2 **WCSA Indoor Match-play Championships**
The World Indoor Match-play Championships (Individual and Team) will take place every two (2) years during even years (e.g. 2018, 2020, 2022, 2024 etc.). Target Crossbow, Standard Crossbow, Freestyle Crossbow and Medieval Crossbow Match Play Championships will be held after the Indoor Championship unless special dispensation for any of them to be held separately has been granted by the WCSA Executive. Competitors decided from the results of the Indoor Target.(refer Clause 42)
- 2.3.3 Should the need arise the Executive of the World Crossbow Shooting Association may conduct the World Indoor Target Championships as a Postal Shoot Event to enable all members to participate. A Postal World Indoor Target Championships will not include a Match-play Championships.
- 2.4 **THE BENCH, KNEELING and PRONE ROUND CHAMPIONSHIPS.**
- 2.4.1 WCSA Bench, Kneeling and Prone Round Championships.
Bench, Kneeling (Medieval Only) and Prone will have the following divisions, being Target crossbow, Standard Sporting crossbow, Freestyle Sporting crossbow and Medieval crossbow. It will be decided on a BPR600/70 for Target crossbow, Standard crossbow and Freestyle crossbow and a KNR500/50 for Medieval crossbow shot over (1) day of competition. No separation between Men, Women, Junior, Senior and Assisted.
- 2.4.2 The Bench, Kneeling (Medieval only) and Prone Round Championships will take place as frequently as required but not closer than two (2) years apart and must be conducted during even years (e.g. 2018, 2020, 2022, 2024 etc.).
- 2.4.3 The Executive of the World Crossbow Shooting Association may conduct the World Bench, Kneeling (Medieval only) and Prone Round Championships as a Postal Event.
- 2.5 **HOSTING WORLD CHAMPIONSHIPS.**
Federations looking at hosting a World Championship must prepare a formal written proposal to the Executive of the World Crossbow Shooting Association.
- 2.5.1 In the written proposal:
a) Consideration must be made for full teams from all Member Federation, Individual Members as well as competitors who are not members of the World Crossbow Shooting Association. The venue details as to the size and location, number of targets/competitors, shooting direction and safety.
b) Availability of accommodation, transport and administrative support arrangements.
c) A detailed budget including sponsorship, government support, manpower, officials, experience of the Organisers, etc.
- 2.5.2 Such presentations will be voted upon by the Executive.
- 2.5.3 World Championships will be conducted in accordance with these Shooting Rules.
- 2.5.4 at a World Championships there must be at least three (3) financial Member Federations represented and/or thirty (30) Individual Members competing unless special dispensation is granted by the Executive.

3 REGIONAL CHAMPIONSHIPS

- 3.1 Regions may arrange for the organisation of their own Regional Championships.
- 3.2 The Regional Championships
a) may take place every two (2) years, but not more frequently.
b) must be notified to and registered with the World Crossbow Shooting Association.
c) must not have conflicting dates with World Championships. As a guide, Regional Championships should be held in even years. (e.g. 2018, 2020, 2022, 2024 etc.)
d) will be conducted in accordance with the World Crossbow Shooting Association - Shooting Rules.
e) there must be at least two (2) Member Federations represented and/or fifteen (15) Individual Members competing unless special dispensation is granted by the Executive.
- 3.3 A Member Federation may belong to only one Region. If its Territory is situated in more than one area, or in a border area, or for any other serious reason/s it may choose the Region to which it will belong. The Region chosen must be notified to World Crossbow Shooting Association three (3) months prior to it taking effect.
- 3.4 Regions will be as determined by the World Crossbow Shooting Association Council from time to time.

4 WCSA - STAR TOURNAMENTS

- 4.1 Star Tournaments are those tournaments which may be conducted by a Member Federation for the purposes of awarding individual achievement performances. Star Tournaments will be registered with the World Crossbow Shooting Association, preferably six (6) months prior to the conduct of the event.
- 4.2 The registration fee and purchase price of the World Crossbow Shooting Association Star Badges will be set by the World Crossbow Shooting Association Executive.
- 4.3 World Crossbow Shooting Association Stars are claimable for the following scores when they are achieved,
 - Outdoor Target: for TC900 - 700, 750, 800, 820, 840, 850, 860, 870, 880, 890, 900
 - for SC600 - 450, 500, 540, 570, 580, 590, 600
 - for MC900 - 600, 650, 700, 750, 800, 850, 860, 870, 880, 890, 900
 - Indoor Target: for 600/25 - 450, 500, 540, 570, 580, 590, 600
 - Indoor Target: for 600/40 - 450, 500, 540, 570, 580, 590, 600
- 4.4 All World Crossbow Shooting Association World and Regional Championships are automatically registered as World Crossbow Shooting Association Star Tournaments.
- 4.5 Conditions to claim a World Crossbow Shooting Association Star:
 - a) It must be at a World Crossbow Shooting Association Star Registered Tournament and shot to World Crossbow Shooting Association Shooting Rules.
 - b) The tournament must be registered and any fees paid before the tournament takes place.
 - c) World Crossbow Shooting Association Stars can only be purchased from the World Crossbow Shooting Association by paying the purchase price.
 - d) Member Federations may purchase bulk quantities from the World Crossbow Shooting Association to hold in stock.

5 RIGHTS OF PARTICIPATION AND CITIZENSHIP

- 5.1 Only teams and individuals who belong to a Member Federation which is a Financial Member or Individuals who are Financial Members (either directly or as members of a Members Club) of the World Crossbow Shooting Association will participate for positions and awards in World Crossbow Shooting Association sanctioned events unless a special invitation to participate is extended by the World Crossbow Shooting Association Executive to Organisations or individuals who are not Members of the World Crossbow Shooting Association.
- 5.2 **Eligibility**
 - 5.2.1 To be eligible to participate as a Member of a National Team in World Crossbow Shooting Association sanctioned events, a competitor must have in his possession a valid passport from the country of which he is a National Team Member; or if he is to be a Member of another National Team he must have resided in the new country for at least one year and must have the written permission of the Member Federation, if any, of the country from which he has a valid passport. Nationals of the host Federation who do not have a valid passport, must provide alternative proof of Citizenship or Residency to the satisfaction of the International Judges.
 - 5.2.2 The submission of entry forms implies a declaration
 - a) For World Crossbow Shooting Association Members that the Individual Member or Member Federation or Member Club is financial and in good standing with the World Crossbow Shooting Association and that the Individual Member expenses will be covered by themselves and that all competitors and or officials expenses will be covered by the respective Member Federation in case of illness or accident. Should this not be the case then those Individual Members or Member Federations will not be permitted to compete in the Championships.
 - b) For Non members of the World Crossbow Shooting Association that the Individual Competitor, Competitor's Association, Competitors Club and/or Official/s is financially viable and that in case of illness or accident the Individual Competitor's and/or Official/s expenses will be covered by the Individual Competitor, the Competitors' Association, Competitors' Club and/or the Official/s. Should this not be the case then those Individual Competitors, Competitors Associations or Competitors Club and/or Official/s will not be permitted to compete in the Championships.
 - 5.2.3 Team officials participating in the Championships must abide by these Shooting Rules.
 - 5.2.4 For Team entries, *refer to clause 11*.
- 5.3 **Divisions**
 - 5.3.1 WCSA WOMEN: For female competitors of any age who are World Crossbow Shooting Association Members who cannot or do not want to enter the groups listed in clause 5.3.3, 5.3.5, 5.3.7
 - 5.3.2 WCSA MEN: For male competitors of any age who are World Crossbow Shooting Association Members who cannot or do not want to enter the groups listed in clause 5.3.4, 5.3.6, 5.3.8
 - 5.3.3 WCSA JUNIOR GIRL: Girls may compete in championships as a Junior Girl provided that they have NOT attained the age of 18 years on the first competition day.
 - 5.3.4 WCSA JUNIOR BOY: Boys may compete in championships as a Junior Boy provided that they have NOT attained the age of 18 years on the first competition day.
 - 5.3.5 WCSA SENIOR WOMEN: Females may compete as a Senior Woman provided they have attained the age of 55 years on or before the first day of the competition.
 - 5.3.6 WCSA SENIOR MEN: Males may compete as a Senior Man provided they have attained the age of 55 years on or before the first day of the competition.
 - 5.3.7 WCSA ASSISTED WOMEN: For female competitors with a physical disability. (There is no segregation of age groups in this Division)

- 5.3.8 WCSA ASSISTED MEN: For male competitors with a physical disability. (There is no segregation of age groups in this Division)
- 5.3.9 WCSA MEDIEVAL: This is for both male and female Medieval Competitors (there is only the one Division in Medieval competitions)

5.4 Standards

All World Championships are open events and competitors are encouraged to have attained an average score of approximately 70 percent of the maximum round score prior to participating. Standards may be waived or adjusted as deemed necessary by the WCSA executive.

5.5 Guest Competitors

- 5.5.1 The World Crossbow Shooting Association Executive will decide who, and invite any Guest Competitors. Such competitors can be individuals or complete teams. All guest competitors will be assessed for competency, safety and knowledge of these shooting rules to the satisfaction of the Technical Committee and/or Tournament Judges Commission.
- 5.5.2 Acceptance of a guest competitor will not disadvantage Member Federations or Individual Members, particularly with regard to target availability.

6 ELIGIBILITY CODE

- 6.1 Competitors will respect the spirit of fair play and non-violence, and behave accordingly on the sports field.
- 6.2 Competitors will refrain from using substances and procedures prohibited and will respect and comply in all aspects with the laws and Anti Doping Policy of the World Crossbow Shooting Association and the World Anti Doping Agency as applicable.
- 6.3 A competitor may allow his or her person, name, picture or sport performances to be used for advertising purposes and may accept prizes and/or money without any restriction or limit.
- 6.4 Competitors will comply with the requirements of any World Crossbow Shooting Association sponsorship contracts during World Crossbow Shooting Association Championships.
- 6.5 Competitors may wear advertising in addition to the normal manufacturer's trademarks on the articles worn. The Manufacturers Trademark is the registered mark of the company which produced the item. If a company has an item made for it under contract, the label of the item, if appropriate to the item, will correspond to its trademark.
- 6.6 Competitors may have advertising on their personal and technical equipment (eg bows, bags, etc.) in addition to the item's normal trademark.
- 6.7 Each competitor must have their own shooting equipment (Crossbow and Bolts) and this equipment must comply with the World Crossbow Shooting Association Shooting Rules.
- 6.8 All competitors with the exception of Assisted Arbalists will span, load and shoot their own shooting equipment without assistance during official competition.

7 PROGRAM, OFFICIAL FUNCTIONS AND CEREMONIES

7.1 Program

- 7.1.1 The program of the World Championships will be established by the Organising Committee with the approval of the World Crossbow Shooting Association Executive and will be published in the invitation to the Championships.
- 7.1.2 It will include:
 - a) Team Managers Meeting
 - b) Equipment Inspection
 - c) Official Practice
 - d) Opening Ceremony
 - e) Competition
 - f) Awards Presentation
 - g) Closing Ceremony
 - h) Farewell Function

7.2 Reception

- 7.2.1 Where possible at World Championships a reception for the official representatives of the participating Member Federations and representatives of the World Crossbow Shooting Association should take place.

7.3 Opening Ceremony

- 7.3.1 At the beginning of the World Championships there will be an Opening Ceremony during which the necessary flags will be raised. Competitors and Team Officials should parade as teams on the field during the ceremony. The Organising Committee may provide cultural or other entertainment as it considers appropriate.

7.4 Awards Ceremony

- 7.4.1 The President of the World Crossbow Shooting Association or his appointed representative (which may include sponsors representatives) will present the place winners with their awards on the field immediately after completion of the competition and the scores have been confirmed.

7.5 Distribution of Special Prizes/awards

7.5.1 These will be distributed after the presentation of the main awards.

7.6 Closing Ceremony

7.6.1 At the completion of the World Championships and after any Award presentations have been completed, there will be a closing ceremony at which the World Crossbow Shooting Association Flag will be presented to the representative of the organisers of the next World Crossbow Shooting Association World Championships (if they have a representative present).

7.7 Farewell Function

7.7.1 There will be a social function at the completion of the World Championships to which all competitors and visitors will be invited.

8 DRESS REGULATIONS

8.1 World Crossbow Championships are special occasions very often attended by Dignitaries from various Governments and Organisations. It is therefore respectful that all competitors and officials participating in the opening and closing ceremonies should be properly dressed in their Member Federation Uniform, Team Uniform, Club Uniform or dressed in all white. Medieval Competitors should wear Medieval type clothing.

8.2 During the competitions all competitors must wear Member Federation, Team Uniform, Club Uniform or all whites.

- a) Women are required to wear dresses, skirts, divided skirts, shorts or trousers (slacks) and shirts, blouses or tops (which will cover the front and back of the body and be fixed over each shoulder).
- b) Men are required to wear full length trousers or shorts and long or short sleeved shirts.
- c) Dresses, skirts, divided skirts and shorts may not be shorter than the competitor's fingertips when the arms and fingers are extended at the competitor's side.
- d) Sweaters/cardigans may be worn.
- e) Track suits supplied to the team as official uniform will be permitted.
- f) All members of one team, men or women must be dressed in the same Team uniform.
- g) For safety reasons, Camouflage Clothing is **NOT** permitted to be worn during competition events.
- h) Enclosed Footwear must be worn by all competitors at all times during the tournament .
- i) Medieval Competitors may wear Medieval type clothing during the competition.

8.3 Competitor's registration number is to be prominently displayed and to be visible at all times while shooting is in progress.

8.4 Competitors are permitted to wear clothing, etc., on which appears the name and/or the official insignia, flag or emblem of the country they represent, without restriction as to size.

8.5 No advertising or slogans/sayings/drawings of any kind whatsoever will appear on clothing worn by the competitors or officials at any time during the tournament except as specified in the eligibility rules.

8.6 During inclement weather appropriate loose protective clothing may be worn (e.g. wet weather or warm clothing).

9 ACCREDITATION

9.1 The Organising Committee will issue to each participant and official appropriate accreditation, in accordance with World Crossbow Shooting Association Accreditation Guidelines.

9.2 The proof of accreditation will be carried at all times on the competition area and must be shown on the request of appropriate officials.

9.3 Only holders of appropriate accreditation will be allowed on to the relevant parts of the competition area.

10 CHAMPIONSHIP DOCUMENTS

10.1 The Organisers are responsible for producing the following documents:

- a) A program for the Championship indicating dates, times and location of all competitions, ceremonies, occasions and services of interest to competitors and officials; this program must have been approved by the Executive;
- b) Two lists of competitors, one with the indication of team officials and their championship address, and the other with division, target allocation and competition numbers;
- c) An interim results list, to be distributed after each distance, each match or each phase of the competition;
- d) A final, detailed results list of the scores of all competitors and/or teams with the indication of all title winners to be distributed to all Competitors, Team Managers, the WCSA President and Secretary General (for the WCSA web site) within one (1) month of the closing day of the Championship.

11 TEAM AND INDIVIDUAL COMPETITIONS

11.1 At World Championships, Team and Individual competitions will be conducted in accordance with these Competition Rules.

11.2 Team Competitions

11.2.1 Each World Crossbow Shooting Association Member Federation has the right to enter teams which will be made up only of Nationals from that Country.

Each Federation shall submit to the Organising committee in writing and signed by an official of the

Federation the names of those competitors including reserve competitors who have been selected to be members of that Federations Teams. Submissions to be received (10) Ten days prior to the start of the Championship. Any competitor not listed will be considered as an individual competitor in the championship.

- 11.2.2 A competitor may only be a member of one (1) team.
- 11.2.3 A Federation may enter more than one (1) team in each division.
- 11.2.4 The constitution of teams will be:
 - WCSA MIXED TARGET: Any Three (3) Target Crossbow competitors who entered and competed in any of the WCSA championship events.
 - WCSA MIXED STANDARD: Any Three (3) Standard Crossbow competitors who entered and competed in any of the WCSA championship events.
 - WCSA MIXED FREESTYLE: Any Three (3) Freestyle Crossbow competitors who entered and competed in any of the WCSA championship events.
 - WCSA MIXED ASSISTED: Any Two (2) Assisted competitors who entered and competed in any of the WCSA championship events.
 - WCSA MIXED MEDIEVAL: Any Three (3) Medieval competitors who entered and competed in any of the WCSA championship events.
- 11.3 Substitute Competitors
 - 11.3.1 Federations may select members as team reserves. They must be listed by name and substituted in order of their listing. Such substitutes may only be made with the consent of the Organising Committee. No substitutions will be permitted after the start of the competition.
- 11.4 Individual Competitors
 - 11.4.1 These may be individuals from World Crossbow Shooting Association Member Federations, World Crossbow Shooting Association Member Clubs, World Crossbow Shooting Association Individual Members or non World Crossbow Shooting Association Federation Members or Individuals invited by the WCSA Executive. There may be as many Individual Competitors, irrespective of whether they are part of their Federation's Team, as can be accommodated by the Organising Committee.
- 11.5 A World Crossbow Shooting Association Member Federation or non World Crossbow Shooting Association Federation which does not have enough competitors to enter a full team may enter their Members as individual competitors.
- 11.6 The reigning individual World Champions have the right to participate in the next World Championships as individual competitors.

12 TARGET ASSIGNMENT

- 12.1 **OUTDOOR AND INDOOR TARGET**
 - 12.1.1 Target Numbers: At World Crossbow Shooting Association World Championships the assignment of Target Numbers will be the responsibility of the Organising Committee. One competitor will be assigned to each target face.
 - 12.1.2 The reigning World Champions in Target and Match-play, Men, Woman, Junior, Senior, Assisted and Guest who are present and competing will start with the lowest numbered targets for their category, before other competitors are assigned. Target Crossbows will be assigned first, then Standard Crossbow and Freestyle Crossbows, then Medieval Crossbows
The assignments will be in the order of:
 - Target 1 World Crossbow Shooting Association Men's Target Champion,
 - Target 2 World Crossbow Shooting Association Women's Target Champion,
 - Target 3 World Crossbow Shooting Association Men's Match-play Champion,
 - Target 4 World Crossbow Shooting Association Women's Match-play Champion,
 - Target 5 World Crossbow Shooting Association Senior Men's Target Champion,
 - Target 6 World Crossbow Shooting Association Senior Women's Target Champion,
 - Target 7 World Crossbow Shooting Association Senior Men's Match-play Champion,
 - Target 8 World Crossbow Shooting Association Senior Women's Match-play Champion,
 - Target 9 World Crossbow Shooting Association Junior Boy's Target Champion,
 - Target 11 World Crossbow Shooting Association Junior Girl's Target Champion,
 - Target 12 World Crossbow Shooting Association Junior Boy's Match-play Champion,
 - Target 13 World Crossbow Shooting Association Junior Girl's Match-play Champion,
 - Target 14 World Crossbow Shooting Association Assisted Men's Target Champion,
 - Target 15 World Crossbow Shooting Association Assisted Women's Target Champion,
 - Target 16 World Crossbow Shooting Association Assisted Men's Match-play Champion,
 - Target 17 World Crossbow Shooting Association Assisted Women's Match-play Champion,
 - Target 18 - up, the remainder of the Target Crossbow competitors, followed by the Standard Crossbow and Freestyle Crossbow Champions and competitors, then the Medieval Crossbow Champions and competitors in the above order as applicable to the Category.

- 12.1.3 The Organising Committee will conduct a draw for Target Numbers prior to the first Official Practice session, witnessed by the Chairman of the Judges Commission, Team Managers and a Representative of the Technical Committee and Executive, as follows:

- 12.1.3.1 There will be as many cards as there are competitors (after the champions target allocation) taking part each card bearing the name of one competitor. They will be placed in and drawn from a container. All competitors will be drawn irrespective of sex, age or physical ability. Guest Competitors at the Championships will be incorporated and drawn at the same time as their category is drawn.
- 12.1.3.2 The Chairman or Secretary of the Organising Committee will draw the competitors' names which will be allocated numerically in ascending order to each target in turn following on from the present World Champions target allocations until all competitors have been allocated a target.
- 12.1.3.3 The Organising Committee will notify in writing to members of the World Crossbow Shooting Association Executive who are present, the Judges Commission, the Director of Shooting, Team Managers and Individual Competitors the target allocations immediately after the draw has been completed. A list of target allocations will be placed on display by the Organising Committee, for the spectators and members of the Press.

12.1.4 Second Day Target Assignment

- 12.1.4.1 Target assignments for the second day of Outdoor and Indoor Target Competition will be allocated according to the individual competitor's score after the first TC900, MC900, SC600 or Indoor 600 Round has been completed (including Guest Competitors). The highest scoring competitor will be assigned to target 1, the second highest scoring competitor to target 2 and continued in that order until all competitors have been assigned a target.

12.2 **FOREST, BUSHLAND AND 3D ROUNDS**

- 12.2.1 Target Groups: At World Crossbow Shooting Association World Championships the assignment of Target Groups will be the responsibility of the Organising Committee. Normally 4 shooters are assigned per group but 3 shooters per group is permitted to enable organisers to accommodate all competitors in groups of 4 or 3. Groups of less than 3 or more than 4 are NOT permitted. There will preferably be no more than two (2) competitors from the same Federation in the same target group.
- 12.2.2 The Target Group assignments will be done by the Organising Committee to allow for the best running of the event. It may be beneficial to have any Assisted Competitors in the same group as their Championship Round target numbers may have to be modified slightly to accommodate their chair and movement situation. (this allows flexibility to the Organising Committee)
- 12.2.3 The Groups will be numbered from 1 upwards and the competitors will be allocated a letter either A, B, C or D so that the number 1 group will be allocated 1A, 1B, 1C and 1D, number 2 group 2A, 2B, 2C, 2D and continued on.
- 12.2.4 The groups can be allocated any numbered Target to start on. For example group 1 could be allocated to start at target number 13.
- 12.2.5 The Organising Committee will notify in writing to members of the World Crossbow Shooting Association Executive who are present, the Judges Commission, Team Managers and Individual Competitors the group allocations immediately after the draw has been completed. A list of Group allocations will be placed on display by the Organising Committee, for the spectators and members of the Press.
- 12.2.6 After each day's shooting the competitors will be reallocated into groups according to the individual competitor's score. The 4 highest scoring competitors will be assigned to Group 1, the second 4 highest scoring competitors to Group 2 and continued in that order until all competitors have been assigned a target.

12.3 **BENCH, KNEELING and PRONE ROUND**

- 12.3.1 Target Numbers: At World Crossbow Shooting Association World Championships the assignment of Target Numbers will be the responsibility of the Organising Committee. One competitor will be assigned to each target face.

13 COMPETITOR NUMBERS

- 13.1 The Organising Committee will issue all competitors with Competitor Numbers, such that they may be visible from a distance of at least fifty (50) metres. Minimum size of the sheet will be 250mm x 150 mm with numbers at least 100 mm high. Such competitor numbers may carry sponsor logos.
- 13.2 Competitors will wear their Competitor Number on the middle of the back, in such a manner as to be visible at all times while shooting is in progress, including while wearing weatherproof clothing.

14 OFFICIAL COMMUNICATION

- 14.1 The Organising Committee will provide suitable labelled pigeon holes or trays, one each for:-
- the World Crossbow Shooting Association Executive who are present,
 - the Judges Commission and
 - each of the Team Managers.

A Notice Board for the information of Individual Competitors will be provided and kept up to date.
These will be located within easy access of the shooting ground.

15 EQUAL SHOOTING CONDITIONS

- 15.1 Shooting conditions in terms of the condition of the ground surface, visual distraction, noise, climatic conditions, light, etc, will be uniform for all competitors in a category, as far as is reasonably possible.

16 MEDALS, TROPHIES AND PERFORMANCE AWARDS

16.1 Medals

- 16.1.1 World Crossbow Shooting Association Championship medals will be awarded to the first, second and third place in each category, division and event of the Championships.
- 16.1.2 In Team Events all members of the teams in first, second and third place will receive medals.
- 16.1.3 The medals must have on the front the emblem of the World Crossbow Shooting Association. On the back must be the number of the championship, the event, the category, the location and the year of the event.
See sample artwork below 16.1.9
- 16.1.4 The medals for World Championships will be Round in shape, no smaller than 75 mm in diameter.
- 16.1.5 The medal will be suspended by a ribbon a minimum of 20mm wide one meter long sewn in the form of a loop so that it can be hung around the neck of the winner.
- 16.1.6 The medals will be gold for first place, silver for second place and bronze for third place.
- 16.1.7 All championship medals and ribbons will be supplied BLANK by the WCSA at no cost to the Organising Committee atleast four(4) weeks prior to the date of the championship. All BLANK surplus medals will be returned to the WCSA within four (4) weeks of the completion of the event.
- 16.1.8 The cost of medal engraving will be borne by the Organising Committee.

16.1.9 Sample of Medal Artwork

Front



Back



16.2 Prizes and Trophies

- 16.2.1 The Executive may receive for World Crossbow Shooting Association the donation of Challenge Trophies for World Crossbow Shooting Association World Championships. Such Challenge Trophies will remain the property of the World Crossbow Shooting Association.
- 16.2.2 The Organising Committee may arrange special prizes, trophies or awards as required.

17 TEAM OFFICIALS

- 17.1 Each participating WCSA Member Federation Team should be represented by a Team Manager who may be a competitor or non-competitor. Team Managers will generally represent their team in all matters pertaining to the championships.
- 17.2 The Team Managers will:
- contact the Organising Committee as soon as possible after arrival,
 - attend Team Managers' Meetings as necessary, and,
 - accompany their teams during equipment checking.
- 17.3 The Team Managers will represent their teams in the event of disputes either to the Organising Committee or the International Judges' Committee.
- 17.4 Each Member Federation Team may also be represented by an Assistant Team Manager (Coach).
- 17.5 One person may act simultaneously as National Team Manager for not more than two (2) Member Federations.
- 17.6 Items 17.1 to 17.5 also apply to Guest Non World Crossbow Shooting Association entrants.

18 INDIVIDUAL COMPETITORS

- 18.1 It is the responsibility of Individual Competitors without a Team Manager to report to the Organising Committee on arrival and to keep themselves informed and up to date with relevant information by regularly checking the information notice board.

19 TECHNICAL DELEGATE

- 19.1 A Technical Delegate will be appointed by the World Crossbow Shooting Association to oversee the technical aspects of Championships.

- 19.2 The Technical Delegate's tasks will be to:
- Advise the organisers on the World Crossbow Shooting Association Rules and the implementation of these rules;
 - Inspect the sports facilities and the venue equipment to be used during the competition;
 - Check that all preparations are in accordance with World Crossbow Shooting Association requirements and the respective Organiser's manual.
 - Report to the World Crossbow Shooting Association Executive on a regular basis on the progress of the preparation of the championship;
 - Supervise and attend the target allocation draw,
 - Organise and chair the Team Captain's meeting and make sure that individual competitors are given adequate up to date information,
 - Co-operate closely with the Chairperson of the Judge Commission and the Director of Shooting,
 - Ensure that the shooting rules of World Crossbow Shooting Association will be observed and advise the Organising Committee on necessary changes to protect the best interests of World Crossbow Shooting Association and the quality of the Championship.
- 19.3 The Technical Delegate will normally be a member of the World Crossbow Shooting Association Technical Committee.

20 JURY OF APPEAL

- 20.1 A Jury of Appeal of three members will be appointed by the World Crossbow Shooting Association Executive for every World Crossbow Shooting Association Championship. Persons participating in the Championships are not eligible for the Jury of Appeal. Members of the Jury of Appeal will preferably be World Crossbow Shooting Association Officers. Where a Jury of Appeal has not been appointed, the Organising Committee will assume this role.
- 20.2 Appeals against rulings by the Judges must be presented, in writing, by Team Managers, or appellants if no Team Manager has been designated or they are individual member competitors. No appeal can be made against the value of a bolt. An intention to appeal when it might affect the progression of a competitor from one stage of the competition to the next, must be expressed in writing and lodged with the Chairperson of the Tournament Judge Commission within five (5) minutes of the end of the match or within thirty (30) minutes of the completion of the days shooting. The written appeal must be lodged with the Jury in time to allow the Jury to come to a decision before the beginning of the next stage of the competition.
- 20.3 The Jury must be available at the Tournament grounds at all times during the Tournament or event (including the day of official practice) until thirty minutes after the end of shooting.
- 20.4 Jury decisions will be minuted and submitted to the appellant, the Chairperson of the Tournament Judge Commission and the Organising Committee before the beginning of the next stage of the competition or before the awarding of prizes. The ruling of the Jury of Appeal will be final.
- 20.5 **Protest Fee**
All appeals must be submitted in writing not later than thirty (30) minutes after the close of the days shooting and before any prize giving and be accompanied by a fee of US\$50 or its equivalent. The fee will be returned if the appeal is upheld and will be retained by the Organising Committee if the appeal is lost. (50% to the Organising Committee and 50% to World Crossbow Shooting Association funds).
- 20.6 Decisions made by the Jury of Appeal must be documented and submitted to the appellant, the Chairman of the Judges Commission and the Chairperson of the Organising Committee before the awarding, of prizes or the next stage of the competition as the case may be. This terminates the path of appeal.

21 DISCIPLINARY ACTION

- 21.1 Competitors and Officials will conform with the World Crossbow Shooting Association Constitution and Rules as well as any decisions and directives made by the International Judge's Commission.
- 21.2 A competitor shown to have unknowingly violated any Rule or Regulation will be given a verbal warning by a judge and informed that any further violation could be cause for disqualification. A warning will be expressed by showing a YELLOW CARD with the word 'WARNING' printed thereon, to the competitor concerned and to their Team Manager (if they have a Team Manager). If the competitor is shooting on the course in a Forest, Bushland or 3D Tournament, they will be warned as above and the information will be radioed into central control by a Judge. The warning will be noted with the time on the competitors score card and signed by the judge giving the warning.
- 21.3 A competitor who has violated any Rule or Regulation and having previously been shown the Yellow (Warning Card), will be ruled, by the Judge, not to be eligible to participate and will be disqualified from the competition. Disqualification will be expressed by showing a RED CARD with the word 'DISQUALIFICATION' printed on. The disqualification will be noted with the time on the competitors score card and signed by the judge disqualifying the competitor.
Note: The size of the warning and disqualification cards should be approximately 70 x100 mm.
- 21.4 A competitor may appeal against such a decision to the Jury of Appeal, immediately and in writing. The appeal will be handed to a Member of the Judge's Commission for delivery. The decision of the Jury of Appeal is final.
A competitor on a Forest, Bushland or 3D course may continue shooting and scoring until the outcome of the decision is known.

22 DOPING CONTROL

- 22.1 At World Crossbow Shooting Association sanctioned events, Doping Control will be at the request of the World Crossbow Shooting Association Executive or the host Organising Committee. Any Doping tests will be in conformity

with the World Crossbow Shooting Association Anti-Doping Policy. The host Organising Committee is responsible for meeting the costs of drug testing. The number of tests to be conducted must be in accordance with these rules.

- 22.2 Doping is
- a) the use of an expedient (substance or method) which is potentially harmful to the competitor's health and/or capable of enhancing their performance
 - b) the presence in a competitor's body of a prohibited substance or evidence of the use thereof or evidence of the use of a prohibited substance.
- Alcohol is a banned substance.
- 22.3 Doping is forbidden in all World Crossbow Shooting Association sanctioned events.
- 22.4 Medical Provisions
- 22.4.1 All competitors competing, in events sanctioned by the World Crossbow Shooting Association must agree to submit to such medical tests or examinations as may be required by the World Crossbow Shooting Association, the organisers of the event or by the laws of the country in which the event takes place.
- 22.5 Competitor's Declaration
- 22.5.1 Each Competitor will be required to sign a Declaration confirming their awareness of the World Crossbow Shooting Association's prevailing Anti-Doping Control regulations and penalties.
- 22.5.2 The wording of such Declaration will be determined by the World Crossbow Shooting Association Executive.
- 22.5.3 Competitor's declaration forms will be completed either before or at the latest during equipment inspection.
- 22.6 Officials' Declaration
- 22.6.1 The Member Federation Team Manager responsible for their Member Federation's Competitors will be required to countersign all appropriate Competitors' Declarations.
- 22.7 Medical Tests
- 22.7.1 All athletes are subject to doping control (urine analysis, blood tests and other authorised techniques for detecting prohibited substances or methods). All athletes must submit to the doping control if he/she has been selected.
- 22.7.2 Any athlete refusing to submit to the doping control will be considered as if the result of this control has been positive.
- 22.7.3 Any person who aids in doping will be sanctioned.
- 22.7.4 Any such occurrences will be reported to the World Crossbow Shooting Association by the organisers of the event.
- 22.8 Drug Test Results
- 22.8.1 The host Organising Committee will submit any copies of the official Drug Test Results to the World Crossbow Shooting Association within one (1) month of the competition.

23 TOURNAMENT JUDGING

- 23.1 **DIRECTOR OF SHOOTING**
- The World Crossbow Shooting Association Judges Committee will appoint a Director of Shooting for Outdoor and Indoor Target events who will preferably be an International Judge and who is to be notified to the World Crossbow Shooting Association Executive and the Organising Committee for approval at least ninety (90) days before the first day of competition.
- 23.2 The Organising Committee will appoint a Deputy Director of Shooting and, if necessary, one or more Assistants. Their names will be informed to the World Crossbow Shooting Association Secretary General at least ninety (90) days before the first day of competition.
- a) Whenever possible they will be Judges
 - b) Assistants may be appointed as necessary at the discretion of the Organising Committee to assist the Director of Shooting and the Deputy in the execution of all their duties.
- 23.3 The Director of Shooting, the Deputy and any Assistants will not have other tasks during the hours of competition nor take part in the shooting.
- 23.4 The Director of Shooting will institute and enforce any reasonable safety measures he/she considers necessary, his/her duties include:
- a) Controlling the shooting, regulating the timing of ends, and the order in which the competitors will occupy the shooting line.
 - b) Exercising control over the use of the loudspeaker equipment, the activities of photographers, news media etc., so that competitors are not disturbed. The Organising Committee will appoint a person to look after the Media.
 - c) Ensuring that spectators remain behind the barriers enclosing the shooting range.
 - d) In the case of an emergency giving a series of not less than five sound signals for all shooting to cease. If shooting is suspended during an end for any reason, one sound signal will be given for shooting to re-continue.
- 23.5 For the Forest, Bushland and 3D rounds the Chair of the Tournament Judges Commission will be in control.

24 TOURNAMENT JUDGE COMMISSION

- 24.1 Judging activities at World Crossbow Shooting Association Championships will be co-ordinated by the Tournament Judges Commission.
- 24.2 The number of Judges will be not less than one (1) for every thirty (30) competitors in the Outdoor and Indoor Target Championships and not less than one for every eight (8) Targets in Forest, Bushland and 3D Championships. There must be a minimum of three (3) Judges at any World Championship Event.
- 24.3 Judges are expected to be in possession of the equipment specified by the World Crossbow Shooting Association Judges Committee.
- 24.4 Judges will be appointed by the World Crossbow Shooting Association Judge Committee.
- 24.5 The World Crossbow Shooting Association Judges Committee will communicate the names of these Judges to the World Crossbow Shooting Association Secretary General and the Organising Committee for acceptance and approval no later than ninety (90) days before the first day of the competition. The World Crossbow Shooting Association Judges Committee must receive confirmation of the Judges' availability before making the appointment.
- 24.6 If possible, no more than two (2) Judges will be drawn from any one (1) Member Federation
- 24.7 The World Crossbow Shooting Association Judges Committee will appoint one Judge as Chairperson.
- 24.8 These Judges will be referred to as the Tournament Judge Commission.
- 24.9 The Tournament Judges Commission will co-operate closely with the Technical Delegate.
- 24.10 The Tournament Judges Commission, through their chairperson will present to the World Crossbow Shooting Association Secretary General and the World Crossbow Shooting Association Judges Committee Chairman a report regarding the conduct of the Tournament.
- 24.11 The Judges' duties are to ensure that the tournament is conducted according to the World Crossbow Shooting Association Constitution & Rules, and in fairness to all competitors.

25 Judges

- 25.1 Where possible at least one (1) Judge for every ten (10) target butts in Outdoor Target will be appointed. However there must always be a minimum of three (3) judges. Their duties will be as follows:
 - 25.2.1 They will;
 - a) check all distances and the correct layout of the range;
 - b) check the dimensions of target faces and target butts;
 - c) check that the faces are set at the correct height from the ground or floor,.
 - d) check that all butts are set at a uniform angle.
 - e) check all the necessary venue equipment;
 - f) check all competitors' equipment before the Tournament (time to be stated on the tournament program) and at any time thereafter during the Tournament,
 - g) control the conduct of the shooting;
 - h) control the conduct of the scoring;
 - i) verify the scoring in the Elimination and Finals Rounds
 - j) consult with the Director of Shooting on questions, which arise regarding the handle any disputes and appeals which may arise and, where appropriate, pass them on to the Jury of Appeal;
 - k) in liaison with the Director of Shooting, interrupt the shooting if necessary, use of weather conditions, power failures, a serious accident, or other occurrences, but to ensure if at all possible, that each day's program is completed on that day,
 - l) consider relevant complaints or requests from Team Managers and where applicable to take suitable action. Collective decisions will be made by a simple majority of votes. In case of a tie, the Chairman will have a tie-breaking vote;
 - m) deal with questions concerning the conduct of the shooting or the conduct of a competitor. These questions must be lodged with the Judges without any undue delay and in any event must be lodged before the prize giving. The ruling of the Judges or Jury of Appeal, as applicable, will be final.
 - n) make sure that at no time will any equipment failure delay the tournament by more than 15 minutes
 - o) ensure that all competitors and officials conform with the World Crossbow Shooting Association Constitution and Shooting Rules as well as decisions and directives the Judges may find necessary to make. A competitor proved to have transgressed any rules and regulations knowingly may be ruled to be not eligible to participate, be eliminated and lose any position he/she may have gained.

26 EQUIPMENT SCRUTINEERING AND CONTROL

- 26.1 At World Championships and events sanctioned by the World Crossbow Shooting Association the crossbows, shooting equipment, accessories and clothing of all competitors will be checked, for compliance with these competition rules, by the Tournament Judges Commission at an official equipment scrutineering session (which is to be held prior to or during official practice).

- 26.2 Suitable measuring instruments and weighing scales (duly certified by an appropriate body) will be made available by the Organising Committee if requested twelve (12) months in advance by either the Judge Commission chair or the WCSA Executive. Due care will be taken by the Tournament Judges Commission not to damage any of the equipment either belonging to the Organising Committee or the competitors.
- 26.3 A sample of prods may be weighed at scrutineering, prior to shooting. The Tournament Judges Commission may, at their sole discretion, request that random prods be weighed after the completion of all competition shooting which may include all place winners.
- 26.4 Control Stickers: Crossbows and prods having been approved as correct will be marked with a suitable sticker bearing the name and date of the competition. The approval and relevant information must also be recorded on an equipment control sheet, provided by the Organising Committee, in accordance with the format specified by the WCSA Executive and judges.
- 26.5 Spare Equipment: Spare equipment (crossbows, prods bolts etc) to be used in the case of equipment failure must also be submitted for approval during equipment scrutineering at the time appointed by the organisers.
- 26.6 After equipment has been approved, it must not be altered at any time prior to or during the competition in any way that would conflict with these Rules. If there are any doubts regarding an alteration, the equipment must be returned to Equipment Control or the Judges Commission for re-inspection and approval.
- 26.7 A competitor found to be using unapproved or altered equipment or having, removed Official Control Stickers will face IMMEDIATE DISQUALIFICATION.
- 26.8 Further inspection of equipment such as in the case of equipment failure will take place as appropriate.
- 26.9 Crossbows, bolts and clothing of the leading competitors in each division may be re-checked for compliance with these Competition Rules by the Tournament Judges Commission BEFORE such equipment is removed from the Equipment Line in Target and on leaving the course in Forest, Bushland and 3D at the completion of each competition round.
- 26.10 The Tournament Judges Commission may elect to inspect all competitors' equipment at the completion of a competition round, at its discretion, provided that this is appropriately announced.
- 26.11 Approval of the equipment is valid only for the competitor and the competition for which the inspection was made.

27 Questions, Disputes and Appeals.

- 27.1 Questions concerning the conduct of the shooting or the conduct of a competitor must be lodged with the Judges before the next stage of the competition
- 27.2 Appeals against rulings by the Judges, Director of Shooting or Tournament Officials must be presented in writing to the Jury of Appeal the same day. No appeals can be made against the value of a bolt.
- 27.3 Appeals against the conduct of the shooting or the conduct of a competitor will be lodged in writing with the Judges or Tournament committee the same day.
- 27.4 Queries/Questions regarding daily published results will be lodged with the Organising Committee without any undue delay, and in any event must be lodged in time to allow corrections to be made prior to any prize giving.
- 27.5 When the awarding of trophies or prizes may be affected by an appeal or appeals, they will not be awarded until the Jury ruling has been given.
- 27.6 Should a target face become unreasonably worn or otherwise disfigured, or should there be any other complaint about range equipment, a competitor or his Team Manager may appeal to the Judges or Director of Shooting to have the defective item replaced or remedied.
- 27.7 Competitors on the target will refer any questions about the value of a bolt in the target to a Judge before the bolts are drawn.
- 27.8 A mistake on a scoresheet discovered before the bolts are drawn may be corrected, but the correction must be made and initialled by one of the Judges before the bolts are drawn. If the bolts have been drawn, no corrections to the bolt values as written on the scoresheet will be permitted. Any other disputes concerning entries on a scoresheet will be referred to a Judge.
- 27.9 Any competitor may refer any questions about the value of a bolt in the target to a Judge before any bolts are drawn. The ruling of that Judge will be final.
- 27.10 A mistake on a score-sheet may be corrected before the bolts are drawn, provided that all competitors on the target agree on the correction. The correction will be witnessed and initialled by all the competitors on the target. Any other disputes concerning entries on a score-sheet will be referred to a Judge.
- 27.11 Should it be discovered on any Field course that: (Forest, Bushland or 3D)
 - a) the size of a target face has been changed during the competition, or,
 - b) the position of a shooting post has been moved after shooters have already shot the target, or,
 - c) the target is or has become non shootable for certain Arbalists because of hanging branches, or other obstructions, that target will be eliminated for the purpose of scoring for all competitors of the division involved, should an appeal be upheld. If one or more target(s) is disqualified, the remaining targets will be considered to constitute a full Round.
- 27.12 Should a target face become unreasonably worn or otherwise disfigured or should there be any other complaint about course equipment, a competitor or his Team Manager may appeal to the Judges' Commission before the next stage of the competition.
- 27.13 Questions concerning the conduct of the shooting or the conduct of a competitor will be lodged with the Judges before the next stage of the competition.
- 27.14 Questions regarding daily published results will be lodged without undue delay, and in any event must be lodged in time to allow corrections to be made before the prize giving.

- 27.15 In the event of a competitor not being satisfied with a ruling given by the Judges, he or she may, except as provided for in clause 40.10.1 above, appeal through his or her Team Manager to the Jury of Appeal, in writing, before the beginning of the next stage of the competition. Trophies or prizes which may be affected by a dispute will not be awarded until after the Jury has ruled on the dispute.

28 SCORING

28.1 OUTDOOR AND INDOOR TARGET, BENCH, KNEELING and PRONE ROUND

- 28.1.1 There will be independent scorers in sufficient numbers in a World Target Championship to ensure each ten (10) competitors in the Target Rounds has a scorer.
- 28.1.2 These scorers can be competitors when the Organising Committee have problems in obtaining scorers and providing it has been approved by the World Crossbow Shooting Association Executive. Scorers assigned by the Organisers and who do not take part in the shooting must not become involved in any discussion regarding the value of a bolt.
- 28.1.3 The scorers who are not competitors will work under the supervision of one or more officials appointed by the Organisers, who will be responsible for the correct conduct of the scoring.
- 28.1.4 Where possible one or more scoreboards, of sufficient size to show the target number, name, code for Member Federation and progressive score of at least the first eight in each event will be maintained. This may be done by putting printed A4 results lists on a suitable notice board.
- 28.1.5 Final results must be displayed on the field for a minimum of thirty (30) minutes following the end of the round to allow any protests to be lodged prior to any medal presentations. The Organisers are encouraged to display results lists more frequently if possible.
- 28.1.6 In the case of electronic scoring, manual score cards must also be kept. The bolt values entered on the manual score cards are the official values.
- 28.1.7 There will be double scoring at World Championships, Regional Championships and all Star registered Tournaments.
- 28.1.8 Bolt holes in the target face must be marked in case of pass throughs or bouncers.

28.2 FOREST, BUSHLAND AND 3D

- 28.2.1 There will be two (2) Competitors assigned as scorers in each target group at a World Championship.
- 28.2.2 The Organising Committee may appoint independent scorers if they can obtain sufficient scorers for one per group and providing it has been approved by the World Crossbow Shooting Association Executive. Scorers assigned by the Organisers and who do not take part in the shooting must not become involved in any discussion regarding the value of a bolt nor the carrying of any competitors equipment.
- 28.2.3 The scorers who are not competitors will work under the supervision of one or more officials appointed by the Organisers, who will be responsible for the correct conduct of the scoring.
- 28.2.4 Final results must be available on the field for a minimum of thirty (30) minutes following the end of the round to allow any protests to be lodged prior to any medal presentations. The Organisers are encouraged to display results lists more frequently if possible.
- 28.2.5 In the case of electronic scoring, manual score cards must also be kept. The bolt values entered on the manual score cards are the official values.
- 28.2.6 There will be double scoring at World Championships, Regional Championships and all Star Registered Tournaments.
- 28.2.7 Bolt holes in the target face must be marked in case of pass throughs or bouncers.

29 Ties

In the event of a tie in score, the results will be determined as follows:

- 29.1
- a) The competitor / Team of those tying, with the greatest number of scoring hits.
 - b) If this is a tie, then the competitor / Team of those so tying with the greatest number of Centre Tens or Ring Tens.
 - c) If this is also a tie, then the competitor / Team of those so tying with the greatest number of gold hits (hits scoring 10 points).
 - d) If this is also a tie, then the competitors / Team so tying will be declared equal.

30 PRACTICE

- 30.1 Practice will at all times be under the control of a Director of Shooting.
- 30.2 The Director of Shooting will be solely responsible for the conduct of shooting,

- 30.3 It is suggested that a fixed period of time (e.g. five (5) minutes) be allocated for shooting, and that there will be no limit to the number of bolts which can be shot within this time limit.
- 30.4 Control of Practice: All competitors will move forward together to collect their bolts, irrespective of the distance being shot. No competitor will shoot during this time, nor collect bolts at any other time.
- 30.5 The Director of Shooting may bar from the practice session any competitor contravening this rule.
- 30.6 Allocation of Butts for Unofficial Practice:
On Unofficial Practice days:-
Outdoor Target - the butts will be set out at all the required shooting distances,
Indoor Target – the butts will be set out at the distance of 18m
Forest, Bushland and 3D – the butts will be set out with the required face and target size at distances within the range required.
Bench, Kneeling and Prone Round – the butts will be set out at the distance of seventy (70) metres for Target, Standard and Freestyle Crossbows and fifty (50) metres for Medieval Crossbows.
The quantity of butts will be in a proportional number according to the number of competitors and as requested by the Director of Shooting.
- 30.7 Competitors desirous of changing the butt allocation will negotiate with the Director of Shooting. Any change in the distance at which targets are set will be regulated by the Director of Shooting, who may ask practicing competitors to assist in moving, and re-arranging targets.
- 30.8 Conduct of Official Practice for Target
Official Practice will take place on the tournament field in accordance with the details set out in the Program, in that the regulation of ends (visual time control) under the control of the Director of Shooting will be employed. Members of the Judges Commission will be present to observe the conduct of the shooting and advise competitors over matters of procedure (through Team Managers if present).
- 30.9 Official Practice Butt Allocation for Target: each competitor will use the target assigned to him/her for the first day of the competition.
- 30.10 Official Practice Day Range Layout: all butts will be set at the shortest distance for the Category to begin Official Practice, then moved to the middle distance for the category, and then finish the session at the longest distance for the Category.
- 30.11 Official Practice Timetable: The timetable will be submitted to the Judges Commission for approval no later than twenty four (24) hours before the start of Official Practice.
- 30.12 Recommended timings:
0900 - 1100 hours shortest Distance for the category practice
1100 - 1200 hours lunch
1200 - 1400 hours middle distance for the category practice
1430 - 1630 hours longest distance for the category practice
- 30.13 Practice (shooting) on the tournament field or the practice field between the official start and finish times on the days of competition is **NOT PERMITTED**.
- 30.14 The Organising Committee will make practice butts available for practice purposes on an adjacent field, equivalent to at least 20% of the number of competitors.
- 30.15 On competition days, such facilities will be available as announced in the Program and will be closed thirty (30) minutes prior to the published competition start time. These facilities may be re-opened for a specified period thirty (30) minutes after the close of shooting.
- 30.16 **Test Butt:** For the purpose of testing a crossbow which has undergone essential repairs (e.g. trigger) a target butt will be set out at a maximum distance of twenty (20) metres in an area separated from the main tournament field. The use of such test facilities will be under the supervision of a Technical or Judge Commission Member.
- 30.17 Practice of the Shooting Stance: On days of Target competition before the competition starts and during the intervals between distances, competitors may practice only the shooting position and sighting, without cocking/spanning/loading their crossbows. Such practice may only take place on the shooting line and in the direction of the competitor's allocated target, providing the aiming area is clear of persons and it is safe to do so. In the event that a bolt is shot during such practice, the competitor will be banned from any further shooting in the competition.

31 WORLD CHAMPIONSHIP TITLES

The following listing applies to each of the events and each category of Target, Standard Crossbow, Medieval Crossbow and Freestyle Crossbows. Outdoor Target, Outdoor Matchplay, Indoor Target, Indoor Matchplay, Forest, 3D and Bench, Kneeling and Prone.

31.1 Outdoor Target World Championships

Individual:

World Crossbow Shooting Association Outdoor Target Woman Champion of the World;

World Crossbow Shooting Association Outdoor Target Man Champion of the World;

World Crossbow Shooting Association Outdoor Target Junior Girl Champion of the World;
World Crossbow Shooting Association Outdoor Target Junior Boy Champion of the World;
World Crossbow Shooting Association Outdoor Target Senior Woman Champion of the World;
World Crossbow Shooting Association Outdoor Target Senior Man Champion of the World;
World Crossbow Shooting Association Outdoor Target Assisted Woman Champion of the World;
World Crossbow Shooting Association Outdoor Target Assisted Man Champion of the World;
World Crossbow Shooting Association Outdoor Target Guest Man Champion of the World;
World Crossbow Shooting Association Outdoor Target Guest Woman Champion of the World.

Team:

World Crossbow Shooting Association Teams (refer clause 11)

31.2 Outdoor Match-play World Championships

Individual:

World Crossbow Shooting Association Outdoor Matchplay Woman Champion of the World;
World Crossbow Shooting Association Outdoor Matchplay Man Champion of the World;
World Crossbow Shooting Association Outdoor Matchplay Junior Girl Champion of the World;
World Crossbow Shooting Association Outdoor Matchplay Junior Boy Champion of the World;
World Crossbow Shooting Association Outdoor Matchplay Senior Woman Champion of the World;
World Crossbow Shooting Association Outdoor Matchplay Senior Man Champion of the World;
World Crossbow Shooting Association Outdoor Matchplay Assisted Woman Champion of the World;
World Crossbow Shooting Association Outdoor Matchplay Assisted Man Champion of the World;
World Crossbow Shooting Association Outdoor Matchplay Guest Man Champion of the World;
World Crossbow Shooting Association Outdoor Matchplay Guest Woman Champion of the World.

Team:

World Crossbow Shooting Association Teams (refer clause 11).

31.3 Indoor Target World Championships

Individual:

World Crossbow Shooting Association Indoor Target Woman Champion of the World;
World Crossbow Shooting Association Indoor Target Man Champion of the World;
World Crossbow Shooting Association Indoor Target Junior Girl Champion of the World;
World Crossbow Shooting Association Indoor Target Junior Boy Champion of the World;
World Crossbow Shooting Association Indoor Target Senior Woman Champion of the World;
World Crossbow Shooting Association Indoor Target Senior Man Champion of the World;
World Crossbow Shooting Association Indoor Target Assisted Woman Champion of the World;
World Crossbow Shooting Association Indoor Target Assisted Man Champion of the World.
World Crossbow Shooting Association Indoor Target Guest Man Champion of the World;
World Crossbow Shooting Association Indoor Target Guest Woman Champion of the World.

Team:

World Crossbow Shooting Association Teams (refer clause 11).

31.4 Indoor Match-play World Championships

Individual:

World Crossbow Shooting Association Indoor Match-play Woman Champion of the World;
World Crossbow Shooting Association Indoor Match-play Man Champion of the World;
World Crossbow Shooting Association Indoor Match-play Junior Girl Champion of the World;
World Crossbow Shooting Association Indoor Match-play Junior Boy Champion of the World;
World Crossbow Shooting Association Indoor Match-play Senior Woman Champion of the World;
World Crossbow Shooting Association Indoor Match-play Senior Man Champion of the World;
World Crossbow Shooting Association Indoor Match-play Assisted Woman Champion of the World;
World Crossbow Shooting Association Indoor Match-play Assisted Man Champion of the World.
World Crossbow Shooting Association Indoor Match-play Guest Man Champion of the World;
World Crossbow Shooting Association Indoor Match-play Guest Woman Champion of the World.

Team:

World Crossbow Shooting Association Teams (refer clause 11).

31.5 Forest World Championship

Comprising the Forest and Bushland rounds with awards to be made on the aggregate of the two days of competition.

Individual:

World Crossbow Shooting Association Forest Woman Champion of the World;
World Crossbow Shooting Association Forest Man Champion of the World;
World Crossbow Shooting Association Forest Junior Girl Champion of the World;
World Crossbow Shooting Association Forest Junior Boy Champion of the World;
World Crossbow Shooting Association Forest Senior Woman Champion of the World;
World Crossbow Shooting Association Forest Senior Man Champion of the World;
World Crossbow Shooting Association Forest Assisted Woman Champion of the World;
World Crossbow Shooting Association Forest Assisted Man Champion of the World.
World Crossbow Shooting Association Forest Match-play Guest Man Champion of the World;
World Crossbow Shooting Association Forest Guest Woman Champion of the World.

Team:

World Crossbow Shooting Association Teams (refer clause 11).

31.6 3D Championship

Awards to be made on the aggregate of the two days of competition.

Individual:

World Crossbow Shooting Association 3D Woman Champion of the World;
World Crossbow Shooting Association 3D Man Champion of the World;
World Crossbow Shooting Association 3D Junior Girl Champion of the World;
World Crossbow Shooting Association 3D Junior Boy Champion of the World;
World Crossbow Shooting Association 3D Senior Woman Champion of the World;
World Crossbow Shooting Association 3D Senior Man Champion of the World;
World Crossbow Shooting Association 3D Assisted Woman Champion of the World;
World Crossbow Shooting Association 3D Assisted Man Champion of the World.

Team:

World Crossbow Shooting Association Teams (refer clause 11).

31.7 Medieval Crossbow

The Forest Championship comprising the Forest and Bushland rounds with awards to be made on the aggregate of the two days of competition.

Individual:

World Crossbow Shooting Association Outdoor Target Champion of the World;
World Crossbow Shooting Association Outdoor Match-play Champion of the World;
World Crossbow Shooting Association Indoor Target Champion of the World;
World Crossbow Shooting Association Indoor Match-play Champion of the World;
World Crossbow Shooting Association Forest Champion of the World;

Team:

World Crossbow Shooting Association Teams (refer clause 11).

31.8 Bench, Kneeling and Prone Round World Championships

Individual:

World Crossbow Shooting Association Bench, Prone and Kneeling Champion of the World.

Team:

World Crossbow Shooting Association Teams (refer clause 11).

32 WORLD CHAMPIONSHIP ROUNDS

32.1 OUTDOOR TARGET - TARGET CROSSBOW

Name of round: Target Crossbow 900 (TC900).

Distances: Day 1 shot in order 65m, 55m, 45m - Day 2 shot in order 45m, 55m, 65m.

Ends: 10 ends X 3 Bolts per end = 30 bolts per each distance.

Timing: 60 seconds per bolt = 3 minutes per 3 bolts.

Face: 60cm multi coloured - 10 zone scoring.

Practice: 2 ends of 3 bolts in 5 minutes at the start of day's shooting and 1 end of 3 bolts in 5 minutes at the beginning of each distance.

32.2 OUTDOOR TARGET - STANDARD CROSSBOW & FREESTYLE CROSSBOWS

Name of round: Sporting Crossbow 600 (SC600).

Distances: Day 1 shot in order 55m, 45m, 35m - Day 2 shot in order 35m, 45m, 55m.

Ends: 10 ends X 2 Bolts per end = 20 bolts each distance.

Timing: 90 seconds per bolt = 180 seconds per 2 bolts.

Face: 60cm multi coloured - 10 zone scoring.

Practice: 2 ends of 2 bolts in 5 minutes at the start of day's shooting and 1 end of 2 bolts in 5 minutes at the beginning of each distance.

32.3 OUTDOOR TARGET - MEDIEVAL CROSSBOW

Name of round: Medieval Crossbow 900 (MC900).

Distances: Day 1 shot in order 40m, 30m, 20m - Day 2 shot in order 20m, 30m, 40m.

Ends: 10 ends X 3 Bolts per end = 30 bolts each distance.

Timing: 60 seconds per bolt = 180 seconds per 3 bolts.

Face: 60cm multi coloured - 10 zone scoring.

Practice: 2 ends of 3 bolts in 5 minutes at the start of day's shooting and 1 end of 3 bolts in 5 minutes at the beginning of each distance.

32.4 OUTDOOR MATCH-PLAY - TARGET

Distance: 55m.

Ends: 3 ends X 3 bolts per end per Match = total of 9 bolts per Match.

Time: 50 seconds per Bolt = 150 seconds per 3 bolts.

32.5 OUTDOOR MATCH-PLAY - STANDARD CROSSBOW & FREESTYLE CROSSBOW

Distance: 45m.

Ends: 3 ends X 3 bolts per end per Match = total of 9 bolts per Match.

Time: 80 seconds per Bolt = 240 seconds per 3 bolts.

32.6 OUTDOOR MATCH-PLAY - MEDIEVAL CROSSBOW

Distance: 30m.

Ends: 3 ends X 3 bolts per end per Match = total of 9 bolts per Match.

Time: 50 seconds per Bolt = 150 seconds per 3 bolts.

32.7 Match-play information applicable to Target, Assisted, Standard, Freestyle and Medieval Crossbows

Practice

On nearby range on the same ground so conditions are the same. NO practice shots on the competition range are permitted.

Eliminations

Eighth Elimination; 16 competitors (8 matches), **all shoot together and score**, winners to Quarter Elimination.

Quarter Elimination; 8 competitors (4 matches), **all shoot together and score**, winners to Semi Elimination.

Semi Elimination; 4 competitors (2 matches) **all shoot together and score**, losers to Bronze Medal Match, winners to Gold/Silver Medal Match.

Medal Matches

Bronze Medal; two (2) competitors (losers from Semi Elimination) (1 match), competitors preferably shoot A & B detail alternately but if time is short they may shoot together, scoring and bolt collection done by Judges pullers and runners.

Gold & Silver Medal; two (2) competitors (winners from Semi Elimination) (1 match), competitors shoot A & B detail alternately, scoring, bolt collection and bolt return done by Judges, Competitor's Agent and Runners.

A & B details; are determined by the judge tossing a coin and the higher ranked competitor making the call. The winner of the toss makes the decision whether to shoot first (A) or second (B).

32.8 INDOOR TARGET - FOR ALL CROSSBOW TYPES.

Name of round: Target Crossbow 600/25 (TC600/25).

Distance: 18m.

Ends: 20 ends X 3 Bolts per end = 60 bolts.

Timing: 1 minute per bolt = 3 minutes per 3 bolts.

Face: triple triangular or vertical 25cm multi coloured - 7 zone scoring.

Triple triangular alternative 40cm face the "HiVis Target face (5 zone)" copyright 2002 by Vic Russell. Printed black on Pantone (registered) yellow CVU card. Comprising 5 equal concentric rings from 10 to 6 outwards - the 10, 8 and 7 zones are yellow, with the 9 and 6 rings on black.

(These target faces may be printed on an A4 Laser Printer and are available on the WCSA website).

Practice: 2 ends X 3 bolts in 5 minutes at the start of the round.

Name of round: Target Crossbow 600/40 (TC600/40).

Distance: 18m.

Ends: 20 ends X 3 Bolts per end = 60 bolts.

Timing: 1 minute per bolt = 3 minutes per 3 bolts.

Face: triple vertical - triangular 40cm multi coloured - 7 zone scoring.

Triple triangular alternative 40cm face the "HiVis Target face (5 zone)" copyright 2002 by Vic Russell. Printed black on Pantone (registered) yellow CVU card. Comprising 5 equal concentric rings from 10 to 6 outwards - the 10, 8 and 7 zones are yellow, with the 9 and 6 rings on black. (These target faces may be printed on an A4 Laser Printer and are available on the WCSA website).

Practice: 2 ends X 3 bolts in 5 minutes at the start of the round.

32.9 INDOOR MATCH-PLAY- FOR ALL CROSSBOW TYPES.

Distance: 18m on 40cm Face.

Ends: 3 ends X 3 bolts per end per Match = total of 9 bolts per Match.

Time: 60 seconds per Bolt = 180 seconds per 3 bolts.

Practice: On nearby range in the same area so conditions are the same. NO practice shots on the competition range.

Eliminations

Eighth Elimination; 16 competitors (8 matches), **all shoot together and score**, winners to Quarter Elimination.

Quarter Elimination; 8 competitors (4 matches), all shoot together and score, winners to Semi Elimination.

Semi Elimination; 4 competitors (2 matches) **all shoot together and score**, losers to Bronze Medal Match, winners to Gold/Silver Medal Match.

Medal Matches

Bronze Medal; two (2) competitors (losers from Semi Elimination) (1 match), competitors preferably shoot A & B detail alternately but if time is short they may shoot together, scoring and bolt collection done by Judges pullers and runners.

Gold & Silver Medal; two (2) competitors (winners from Semi Elimination) (1 match), competitors shoot A & B detail alternately, scoring, bolt collection and bolt return done by Judges, Competitor's Agent and Runners.

A & B details; are determined by the judge tossing a coin and the higher ranked competitor making the call. The winner of the toss makes the decision whether to shoot first (A) or second (B).

32.10 FOREST and BUSHLAND ROUND - FOR ALL CROSSBOW TYPES

24 Targets over one (1) day each of Bushland and Forest rounds with distances as specified in Section 7, Forest and Bushland Rounds.

32.11 3D ROUND - FOR ALL CROSSBOW TYPES

24 Targets over one (1) day and repeat on day two (2) with distances as specified in Section 8, 3D Round.

32.12 BENCH, Kneeling and PRONE ROUND-

Target Crossbow, Standard Crossbow and Freestyle Crossbows

Name of round: Bench Prone Round 600/70 (BPR600/70).

Distance: 70m.

Ends: 20 ends X 3 Bolts per end = 60 bolts.

Timing: 5 min per 3 bolts.

Face: 40cm multi coloured - 10 zone scoring.

Practice: 2 ends X 3 bolts in 5 minutes at the start of the round.

Medieval Crossbows

Name of round: Kneeling Round 600/50 (KNR600/50).

Distance: 50m.

Ends: 20 ends X 3 Bolts per end = 60 bolts.

Timing: 5 min per 3 bolts.

Face: 40cm multi coloured - 10 zone scoring.

Practice: 2 ends X 3 bolts in 5 minutes at the start of the round.

33 RECORDS

A RECORD CAN ONLY BE CLAIMED FOR THE CATEGORY AND DIVISION IN WHICH THE COMPETITOR ENTERED. (e.g. if a Senior Woman entered as a Woman in the Women's category/division and shot a score better than both the Senior Women's and Women's Record they can only claim the Women's Record because that is the category and division entered).

33.1 Types

33.1.1 There will be four (4) types of Records as follows:

- a) World Crossbow Shooting Association **World Championship Records** - those records shot in their respective Categories and Divisions at World Championships. (refer clause 4.4)
- b) World Crossbow Shooting Association **World Records** - those records shot in their respective Categories and Divisions either at World Championships or Tournaments registered with the World Crossbow Shooting Association as a Star Tournament. (refer clause 4.4)
- c) World Crossbow Shooting Association **Regional Championship Records** - those records shot in their respective Categories and Divisions at a Regional Championship. (refer clause 4.4)
- d) World Crossbow Shooting Association **REGIONAL RECORDS** - those records shot in their respective Categories and Divisions either at a Regional Championships or Tournaments held registered with the World Crossbow Shooting Association as a Star Tournament. (refer clause 4.4)

THERE WILL BE NO WORLD RECORDS FOR THE FOREST, BUSHLAND OR 3D ROUNDS DUE TO THE GREAT VARIATION IN TERRAIN AND COURSE LAYOUT.

33.2 Record Definition

- 33.2.1 A new record will be established when a score is at least one point higher than an existing Record.
- 33.2.2 In case of a perfect score shot in Outdoor or Indoor Target a new record will include the number of clear tens (10s) (circled 10s) and will require at least one more clear ten (10) than an existing Record.

33.3 World Records

There will be World Crossbow Shooting Association World Records in the categories of:-

- 33.3.1 **TARGET CROSSBOW:-** Outdoor Target, Outdoor Match-play, Indoor Target and Indoor Match-play for the Divisions of Women, Men, Junior Girls, Junior Boys, Senior Women, Senior Men, Assisted Women and Assisted Men as follows.

a) **OUTDOOR TARGET FOR TARGET CROSSBOWS**

Individual TC 900 Round (90 bolts);
 Individual 65 metres (30 bolts);
 Individual 55 metres (30 bolts);
 Individual 45 metres (30 bolts);
 Individual Double TC 900 Round (2x 90 bolts);
 Team TC 900 Round (270 bolts);
 Team 65 metres (90 bolts);
 Team 55 metres (90 bolts);
 Team 45 metres (90 bolts);
 Team Double TC 900 Round (2 x 270 bolts).

b) **OUTDOOR MATCH-PLAY FOR TARGET CROSSBOWS**

Individual 55 metres (9 bolts).

c) **INDOOR TARGET FOR TARGET CROSSBOWS**

Individual 25 metres (60 bolts on 40cm faces or 40cm triple triangular/vertical faces);
 Individual 18 metres (60 bolts on 40cm faces or 40cm triple triangular/vertical faces);
 Individual 18 metres (60 bolts on 25cm faces or 25cm triple triangular/vertical faces);
 Team 25 metres (180 bolts on 40cm faces or 40cm triple triangular/vertical faces);
 Team 18 metres (180 bolts on 40cm faces or 40cm triple triangular/vertical faces);
 Team 18 metres (180 bolts on 25cm faces or 25cm triple triangular/vertical faces).

d) **INDOOR MATCH-PLAY FOR TARGET CROSSBOWS**

Individual 18 metres on 40cm face (9 bolts).

- 33.3.2 **STANDARD CROSSBOW AND FREESTYLE CROSSBOW:-** Outdoor Target, Outdoor Match-play, Indoor Target and Indoor Match-play for the Divisions of Women, Men, Junior Girls, Junior Boys, Senior Women, Senior Men, Assisted Women and Assisted Men Junior as follows.

a) **OUTDOOR TARGET FOR STANDARD CROSSBOW and FREESTYLE CROSSBOW**

Individual SC 600 Round (60 bolts);
 Individual 55 metres (20 bolts);

Individual 45 metres (20 bolts);
 Individual 35 metres (20 bolts);
 Individual Double SC 600 Round (2x 60 bolts);
 Team SC 600 Round (180 bolts);
 Team 55 metres (60 bolts);
 Team 45 metres (60 bolts);
 Team 35 metres (60 bolts);
 Team Double SC 600 Round (2 x 180 bolts).

b) **OUTDOOR MATCH-PLAY FOR STANDARD CROSSBOW and FREESTYLE CROSSBOW**

Individual 45 metres (9 bolts).

c) **INDOOR TARGET FOR STANDARD CROSSBOW and FREESTYLE CROSSBOW**

Individual 25 metres (60 bolts on 40cm faces or 40cm triple triangular/vertical faces);
 Individual 18 metres (60 bolts on 40cm faces or 40cm triple triangular/vertical faces);
 Individual 18 metres (60 bolts on 25cm faces or 25cm triple triangular/vertical faces);
 Team 25 metres (180 bolts on 40cm faces or 40cm triple triangular/vertical faces);
 Team 18 metres (180 bolts on 40cm faces or 40cm triple triangular/vertical faces);
 Team 18 metres (180 bolts on 25cm faces or 25cm triple triangular/vertical faces).

d) **INDOOR MATCH-PLAY FOR STANDARD CROSSBOW and FREESTYLE CROSSBOW**

Individual 18 metres on 40cm face (9 bolts).

33.3. 3 **MEDIEVAL CROSSBOW:-** Outdoor Target, Outdoor Match-play, Indoor Target and Indoor Match-play as follows.

a) **OUTDOOR TARGET FOR MEDIEVAL CROSSBOW**

Individual MC 900 Round (90 bolts);
 Individual 40 metres (30 bolts);
 Individual 30 metres (30 bolts);
 Individual 20 metres (30 bolts);
 Individual Double MC 900 Round (2x 90 bolts);
 Team MC 900 Round (270 bolts);
 Team 40 metres (90 bolts);
 Team 30 metres (90 bolts);
 Team 20 metres (90 bolts);
 Team Double MC 900 Round (2 x 270 bolts).

b) **OUTDOOR MATCH-PLAY FOR MEDIEVAL CROSSBOW**

Individual 30 metres (9 bolts).

c) **INDOOR TARGET FOR MEDIEVAL CROSSBOW**

Individual 25 metres (60 bolts on 40cm faces or 40cm triple triangular/vertical faces);
 Individual 18 metres (60 bolts on 40cm faces or 40cm triple triangular/vertical faces);
 Individual 18 metres (60 bolts on 25cm faces or 25cm triple triangular/vertical faces);
 Team 25 metres (180 bolts on 40cm faces or 40cm triple triangular/vertical faces);
 Team 18 metres (180 bolts on 40cm faces or 40cm triple triangular/vertical faces);
 Team 18 metres (180 bolts on 25cm faces or 25cm triple triangular/vertical faces).

d) **INDOOR MATCH-PLAY FOR MEDIEVAL CROSSBOW**

Individual 18 metres on 40cm face (9 bolts).

e) **KNEELING ROUND FOR MEDIEVAL CROSSBOW**

Individual 50 metres (60 bolts on 40cm face).

33.3. 4 **TARGET, STANDARD CROSSBOW AND FREESTYLE CROSSBOW:**

Bench and Prone Round

Individual 70 metres (60 bolts on 40cm face).

33.4 Tournaments

33.4.1 All World Championships are considered automatically as World Championship Record Tournaments.

33.4.2 All other tournaments are not automatically considered as World Record Tournaments and need to comply with all the requirements as specified by the World Crossbow Shooting Association. (refer clause 4.4)

33.4.3 World Records can be established in a single Outdoor Round and a Double Outdoor Round. A single Indoor TC600/25, a single TC600/40 Round and a combined single TC600/25 and single TC600/40. A single Bench Prone Round BPR600/70 and a double BPR600/70. A single Kneeling round KNR600/50 and a double round KNR600/50.

- 33.4.4 Round to claim a double round World Record the two (2) single rounds must be shot consecutively. Either both on the same day or on two (2) consecutive days, first round one day and the second round the next day.
- 33.5 **Confirmation of World Records**
- 33.5.1 World Records shot at World Championships are confirmed automatically as soon as the scores at the tournament are official. Records shot at other tournaments are subject to confirmation by the World Crossbow Shooting Association Recorder.
- 33.5.2 Scores shot at other registered tournaments must be sent to the World Crossbow Shooting Association Recorder no later than fifteen (15) days after the tournament.
- 33.5.3 Anyone can claim a record which must be accompanied by the declaration of the Member Federation under the control of which the tournament was organised, including:
- The name, description, place and date of the tournament;
 - Confirmation that the tournament was shot under World Crossbow Shooting Association Rules;
 - Confirmation that a competitor, in respect of whose score, records are being claimed, was a financial member of either a Member Federation, Member Club or was an Individual Member of the World Crossbow Shooting Association at the time;
 - Name, nationality and category of the competitor;
 - A complete results list;
 - Details of the record claimed, and supported by the original signed scorecards or a properly certified copy of both scorecards.
- 33.5.4 The World Crossbow Shooting Association Recorder will ratify a claim for a World Record immediately upon its receipt.
- 33.5.5 Should a World Record be broken by two or more equal scores made on the same day. (*refer clause 26*)
- 33.5.6 World Record Holders will be presented with a Diploma stating the result and the place of the record
- 33.6 **Publication of Records**
- 33.6.1 Records for women and men, girls and boys in each category will be kept separately.
- 33.6.2 Details of new records will be circulated by the World Crossbow Shooting Association Recorder to all Member Federations and the Executive Council and placed on the World Crossbow Shooting Association website.

34 ASSISTED SHOOTERS

- 34.1 **General**
- 34.1.1 With the exception of the following rule variations all general rules of shooting will apply.
- 34.1.2 There will be two (2) categories of Assisted Shooter (Men and Women) for those people who are physically incapable of shooting in accordance with the general rules of shooting.
- 34.1.3 Each Individual Member, Member Federation or Member Club will be responsible for ascertaining that their entries in these classifications are valid.
- 34.1.4 When shooting in the Forest, Bushland and 3D rounds it is the responsibility of the Assisted Competitor to ascertain the type of terrain to be negotiated and to decide whether they can negotiate it safely. It is also the Assisted Competitors responsibility to provide the necessary equipment and to negotiate the course with their Assistant but without any assistance from the Organisers or Officials.
- 34.2 **Championships**
- 34.2.1 There will be two (2) categories (Men and Women) at the World Championships for all Assisted Shooters.
- 34.3 **Teams**
- 35.3.1 A team will consist of two (2) shooters. (*refer Clause 11*)
- 34.4 **Shooting Position**
- 34.4.1 A shooter will sit in or on a seat with their spine above the shooting line and with one set of supporting legs or wheels of their seat on one side of the line and the other set of legs or wheels on the other side. Variation of this will be permitted where this arrangement is physically impossible.
- 34.4.2 The seat may take the form of a stool, chair or wheelchair and will not provide back support above the top of the shooter's shoulders.
- 34.4.3 There will be no arms on the seat that can be utilised to provide any means of support to the lower parts of the body or the limbs that are used to control the bow. During shooting any arms on the seat will be lowered or removed to ensure that the competitor cannot utilise them.
- 34.4.4 Shooters when using their arms to control the bow will not rest an elbow on their lap while in the act of shooting.
- 34.5 **Assisted Shooter**
- 34.5.1 An Assisted Shooter will be one who, when shooting, is unable to stand, span the bow or support the weight of the bow unaided.
- 34.5.2 An Assisted Shooter will sit in or on a seat to shoot and may only use a WCSA approved stand to support the weight of the crossbow. While being shot the bow cannot touch anything else, except the competitor

to act as a steadier. (Refer Appendix 14)

- 34.5.3 The shooter will have an assistant who will perform the following functions during shooting:
- a) Bring the bow to the shooting line.
 - b) Span the bow.
 - c) Lift the bow onto the supporting stand before giving control to the shooter.
 - d) Place the bolt in the bow once the shooter has control.
 - e) Return the bow to a point behind the tackle line after shooting of the end.
 - f) Alert the judges to problems during shooting, including calling bouncers and pass through shots.
- 34.5.4 In addition the assistant may assist in getting the shooter to the shooting line and setting up of equipment.
- 34.5.5 While a shot is being made the assistant will retire to a position two (2) metres behind the shooter.
- 34.5.6 The assistant may spot the shots as they are made in order to be able to call a bouncer or a pass through, but will not inform the shooter of the result until such time as shooting of the end is complete.
- 34.5.7 The assistant may adjust sights but will only do so under specific instruction of the shooter.
- 34.5.8 The assistant will represent the shooter in all matters pertaining to the scoring and retrieval of bolts.
- 34.5.9 The shooter may remain on the shooting line in the breaks between the shooting of ends.

34.6 Bow Stand for Target, Indoor, Forest, Bushland and 3D Rounds

- 34.6.1 **It is mandatory to purchase and use the WCSA approved spring and bow support section.** This is to ensure that all units are the same and meet the requirements. This unit has green paint on the spring and has been tried and approved by disabled shooters. (Refer Appendix 14)
- 34.6.2 The barrel of the bow will rest on the support at a point between the back of the prod and the rest position of the string.
- 34.6.3 There will be no location between the support and the bow other than that provided by gravity.
- 34.6.4 The support will be fitted with stops to prevent the bow sliding off. The stock of the bow may not be held in contact with these stops.
- 34.6.5 No part of the support may protrude above the level of the track.
- 34.6.6 The support will incorporate a coil spring arranged vertically so as to ensure that it provides support for the weight of the bow but will not eliminate the requirement for the shooter to stabilise the bow.
- 34.6.7 The shooter will not deflect the spring so that it reaches the limit of it's possible movement and thus becomes a fixed support.

SECTION TWO

SAFETY,

**TARGET CROSSBOW,
STANDARD CROSSBOW,
FREESTYLE CROSSBOW,
MEDIEVAL CROSSBOW**

BOLTS & CLOTHING

35 COMPETITOR'S RESPONSIBILITY FOR SAFETY

- 35.1 Nothing in these Rules, either express or implied, will remove a competitor's personal obligation to ensure that he/she fully complies with the accepted shooting rule(s), and that no injuries are sustained by others due to any equipment failure, or other negligent act or omission on his/her part on, or near the shooting line. This includes any damage sustained by bolts fracturing, or failing during a competition, or at other shooting event.
- 35.2 Crossbow target shooting may be dangerous if careless or lax shooting attitudes and poor tackle maintenance habits are permitted to develop
Competitors will not:
- a) use any equipment that is unsafe,
 - b) shoot upward into the air.
 - c) direct a bow loaded or otherwise except at the target provided.
- 35.3 When required all competitors will submit their own shooting equipment and accessories, including clothing for compliance with safety and other restriction checks.
- 35.4 A competitor submitting equipment, including crossbow, bolts, clothing and accessories for pre-event scrutineering and safety checks, is required to present equipment, etc. that is in good working order, and in full compliance with these Rules.
- 35.5 During equipment scrutineering a competitor may be required to demonstrate in a controlled fashion, that the bow latch and bolt retainer is safe to operate in its offered state, and that the competitor has suitably maintained it in a suitable state of fitness. It will be an offence to operate any crossbow or use other equipment in an unsafe condition, in which case the equipment will not be permitted to be used.
- 35.6 In Outdoor and Indoor Target, Competitors may **NOT** span, load and raise or aim the crossbow (it must be pointed at the ground, directed towards the competitors designated target and held in a safe position) while on the shooting line before the commencement to shoot signal one (1) blast) is given.
In the FOREST, BUSHLAND or 3D rounds competitors must keep the crossbow in a safe condition and pointed in the direction of the target while at the shooting post.
- 35.7 In the interest of personal safety, it is strongly recommended that the fingers of the hand which is loading the bolt be kept straight and pointing towards the front of the crossbow.
- 35.8 The bolt will only be loaded (nocking) in the crossbow with the crossbow directed to the ground or floor, in front of the shooting line or post and in the direction of the allocated target butt, with the exception of Assisted Shooters who have the Assistant load the bolt while it is stable on the support stand and pointing no higher than the top of the target butt.
- 35.9 Loading a bolt in an elevated crossbow is **NOT PERMITTED** with the exception of Assisted Shooters as referred to in clause 36.8 above. Competitors who fail to observe this **SAFETY** rule, if repeated after a warning by a Judge will be disqualified and asked to leave the Outdoor, Indoor shooting line or Forest, Bushland, 3D course and not return.
- 35.10 When a spanned and loaded crossbow is lowered during the act of shooting it must not be turned away from the direction of the allocated target butt.
- 35.11 When the Director of Shooting or Judge signals to stop shooting the crossbow must immediately be lowered, the bolt removed and the bow un-spanned (unlatched)
- 35.12 When the spanned and loaded crossbow is being raised during an Outdoor Target Event it will only be directed at the competitors designated target and **WILL NOT BE ELEVATED HIGHER** than the top of the wind flag.
At an Indoor Target Event the bow will only be directed at the competitors designated target and **WILL NOT BE ELEVATED HIGHER** than the top of the butt.
On a Forest, Bushland or 3D Course care must be taken to **NOT ELEVATE** the crossbow higher than necessary to reach the target.
- 35.13 If a defect occurs (e.g. trigger failure) in the crossbow during the shooting of an end, the competitor must stop shooting immediately, with no further shot taken. If the crossbow is still loaded with a bolt, it must be lowered so that it points to the ground, or floor, in the direction of the competitor's designated target butt, the bolt removed and the crossbow un-spanned (unlatched) if possible. If it is not possible to un-span the bow the safety latch (if fitted) will be applied. For Outdoor and Indoor Target the competitor will then take one step back (leaving the bow on the shooting line if it cannot be unloaded or un-spanned) with a hand or flag held above their head as a signal to the Judge. For Forest, Bushland and 3D Rounds the competitor will move back off the shooting line and a Judge will be called.
- 35.14 If a trigger failure has occurred:
In Outdoor or Indoor Target the crossbow must be removed from the competition shooting line, and repaired and proved safe, to the satisfaction of the Judges, with test shots on a butt set up at short range (eg 10 - 20 metres) for this purpose before being returned to the competition shooting line. The competitor may repair the equipment but can only make up any missed shots to a maximum of fifteen (15) minutes at the end of the distance.
In Forest, Bushland and 3D competitions the crossbow must be removed from the competition shooting line, and repaired and proved safe, to the satisfaction of the Judges, with test shots on a butt preferably at short range (eg 10 - 20 metres) before being returned to the competition shooting line. It may be possible to use a target close to where the failure and repairs occurred depending on the circumstances and the discretion of the Judge concerned without having to leave the course. The competitor has twenty (20) minutes to carry out repairs (excluding test shots) after which time the group will move on to the next target and continue with the competition. While awaiting the twenty (20) minutes repair time the group will stand to one side and permit other groups to pass them. After the twenty (20) minute period the other competitors in the group will start shooting again. In the event that the competitor is unable to complete the repairs to the satisfaction of the judges within the stated time of twenty (20) minutes, they can, after repairs are completed, catch up with their group and continue shooting but are not able to

make up any lost shots.

- 35.15 In the event of a prod breakage during an Outdoor or Indoor Target and the Bench, Prone, Kneeling Round competition, the competitor will be allowed three sighting shots (1 end of 3 minutes in which the shots are not scored) before resuming scoring shots. Any missed scoring shots may be made up at the end of the distance being shot to a maximum time of fifteen (15) minutes. For Forest, Bushland and 3D - **NO** sighting shots are permitted.

36 CROSSBOW EQUIPMENT

- 36.1 At WCSA World Championships and all WCSA sanctioned events, all crossbows and associated equipment will be checked by the Judges prior to the start of the event. Any crossbow or associated equipment considered unsafe or not complying with these rules by the judges will not be permitted to shoot. Any Target Crossbow, Medieval Crossbow, Standard Crossbow and Freestyle Crossbow equipment listed below is suitable for the Bench, Kneeling and Prone rounds.

UNDER NORMAL CIRCUMSTANCES, COMPETITORS (EXCEPT ASSISTED SHOOTERS WITH AN ASSISTANT) MUST BE ABLE TO REMOVE THEIR BOLTS FROM THE TARGET BY THEMSELVES.

- 36.2 **TARGET CROSSBOW (for Target, Forest, Bushland and 3D rounds)**

37.2.1 Any crossbow may be used which conforms with the following;

- a) must be drawn by hand, without the aid of any mechanical device. Finger protection may be used to span the bow, but must be removed during the act of shooting. A soft flexible glove may be worn for spanning and shooting (*refer clause 39.10*).
- b) must be equipped with a mechanical trigger.
- c) must be fitted with a single bolt retainer except those using bolts with archery style clip on nocks. Front mounted bolt retainers are not permitted. (*refer, Appendix 5, Bolt Retainer and String Loops*).
The removal or malfunction of a bolt retainer will be deemed to render the bow unsafe and may result in immediate disqualification if not repaired to the satisfaction of the Tournament Judges Commission.
- d) Prod assemblies may be made from any safe materials and may be either of one (1) or two (2) piece construction.
In the case of metal prods, the limbs will be bound and wrapped with a continuous length of a suitable material passed around the prod so as to contain any fragmentation of the metal in case of limb failure.
The maximum length of the prod when strung, must not exceed 900mm (+ 10 mm tolerance) and they must be clearly and permanently marked to show the draw weight and the draw length (maximum design draw weight). The maximum permissible draw weight is 41.kg + 1kg tolerance (95lb + 2.2lb) irrespective of construction. The manufacturers design weight must be visible when the prod is fitted to the riser block, in the event that the prod is in two (2) sections each section must be marked.
- e) Bow strings and servings must be made from non-metallic materials. Bow strings may be connected either directly to the limb tips or by means of axle pins (fixed or pivoting, metallic or synthetic). String loop attachments made from hard solid material (eg plastic or metal) are not permitted (*refer Appendix 5, Bolt retainer and String Loops*).
- f) The maximum clear draw from the string at rest to the latch is 300mm.
- g) If using sights:
The sighting system will consist of no more nor less than two (2) separate open or diopetre (aperture) sight units, mounted in accordance with Appendix 1. Full length sight carrier rails may be used.
The maximum length from front sight to rear sight must not exceed 720 mm. The measurement is to be taken between sighting elements. (*refer Appendix 1, Target Crossbow*).
The maximum length of front sight Tube must not exceed 60 mm. Length of rear sight unit must not exceed 150 mm inclusive of antiglare tube and eye-shield (if fitted). (*refer Appendix 1, Target Crossbow*).

- 36.2.2 Recoilless crossbows are permitted.

- 36.2.3 Crossbows fitted with "Over-and-Under" tracks are NOT permitted.

- 36.2.4 A fixed or universally adjustable butt hook/plate may be used, provided that for all settings used by the competitor in competition it complies with the following:

- a) It does not rest on / nor is supported by the top of the shoulder.
- b) It does not encircle any part of the body or limbs.

- 36.2.5 The following accessories **ARE PERMITTED**, provided the total weight of the crossbow with all accessories fitted does not exceed 10 kg (22 lbs).

- a) Foot Stirrups attached to the stock or a separate footplate to be used in conjunction with a stock-mounted eye-bolt.
- b) An adjustable Palm rest or handle provided it does not extend beyond nor envelop the wrist.
- c) Balance weights, Extension rods (Stabilizers), Torque Flight Compensators and appropriate attachment brackets. The competitor is allowed a free choice on the number and position of these accessories relative to the crossbow, provided they do not interfere with another competitor (on the shooting line) and provided when the crossbow is being shot they do not touch, the ground (floor) or the shooters clothing, body or other equipment.

- d) String Attachments, i.e. separate string loops, archery type "nock-sets" or centre nocking points (fixed or free-floating), provided section 37.2.1 e and section 37.2.6 e are complied with.
- e) One kissor button type Locator (to check head position), in addition to a cheek piece. May be mounted on the stock.
- f) The use of Liquid Levels (level bubble) in the line of sight.
- g) The use of cross-over prisms (special rear sight adaptor enabling right handed shooter to use left eye or vice versa), provided section 37.2.6. (g), (h), (i) is complied with.
- h) Tinted lenses (filters) may be part of the crossbow sight, but must be capable of being checked at any time by the Judges
- i) A sight shade over the front sight which is no longer than 100mm, may only protrude a maximum of 20mm on either end or 20mm on each end of the sight with a maximum curved cover of 50% of the circumference of the sight. (refer Appendix 1, Target Crossbow).
- j) Eye Blinder (either attached to bow or person).
- k) Track cover to keep track dry.
- l) Prod Bracing Strings (bastard strings).
- m) Limb savers which are firmly attached and cannot come off during the act of shooting.

36.2.6 The following **ARE NOT PERMITTED**

- a) Pistol Crossbows.
- b) Electronic Equipment or Components on the crossbow or used by the competitor either attached to or separate from the crossbow when on the shooting line, except as specifically or otherwise provided for under clause 39.5 and 39.6
- c) Crossbows equipped with Electronic and/or Pneumatic and/or Hydraulic trigger.
- d) Compound prods, and prod assemblies with mechanical moving parts.
- e) Attachments designed to guide the string along the track/stock, i.e. any form of sledge, bead or any other attachment designed to control lateral string movement along the track.
- f) The use of Slings or Straps to steady the crossbow.
- g) Magnifying Sights.
- h) Sights that project a Laser light or other aiming dot on the target. There will be nothing in the sighting system which aids in the determination of distance for Forest, Bushland and 3D Rounds.
- i) Prescription spectacles, shooting spectacles, sunglasses and tinted glasses cannot be fitted with micro-hole lenses or similar devices, nor marked in anyway which can assist in aiming.
- j) Corrective Lenses are Not Permitted to be part of the Crossbow.
- k) Vertical Crossbows (vertically mounted prod assemblies).
- l) The use of any attachments or equipment not mentioned in this specification.

36.2.7 Target Crossbow diagram including dimensional limits is set out in Appendix 1, Target Crossbow and Appendix 5, Bolt Retainer and String Loop

36.3 **STANDARD CROSSBOW (for Target, Forest, Bushland and 3D rounds)**

This equipment division will comprise mass produced crossbows as delivered from any commercial manufacturer.

The following add on parts are allowed :-

Non-proprietary Trigger, Telescopic Sight including Optimisers, sound / vibration damping devices, spanning (cocking) aids and Foot Stirrup.

The following add on parts are prohibited :-

All add on parts including Palm Rest, Butt Hook, Carry Slings and Diopter and Micrometer Sights as used on Target Crossbows.

36.3.1 **Foot Stirrup**

A foot stirrup is allowed and recommended for safety, even if it is not part of the original manufacturer's equipment.

36.3.2 **Prod assembly**

- a) The prod (bow limbs) may be made of any material. In the case of metallic prods, the limbs shall be bound with a suitable tape to prevent personal injury in the case of failure.
- b) Bow strings and servings must be made from non-metallic materials.
- c) The **Standard Crossbow** division will be limited to a maximum calculated momentum of
0.55 lb f/s (2.43 N s).

Momentum will be calculated using the manufacturers' published bolt speed and their test bolt mass (typically 400 grains).

Imperial (Bolt mass in grains / 7000) x (Bolt speed in feet per second / 32) = lb f/s

Example - (400/7000) x (365/32) = 0.65 lb f/s

Metric (Bolt mass in grams / 1000) x Bolt speed in metres per second = N s

Example - (26/1000) x 111 = 2.88 N s

36.3.3 Sighting Systems

Standard Crossbow sighting systems are limited to the original manufacturers sighting system as supplied or a Non-proprietary telescopic sight including an optimiser. Sighting systems using laser and or parallax setting range measuring devices are not permitted. There will be nothing in or on the sighting system which aids in determining distance or projects a laser light or other aiming dot on the target.

36.4 FREESTYLE CROSSBOW (for Target, Forest, Bushland and 3D rounds)

This equipment division will comprise any safe crossbow that does not comply with the Target, Medieval and Standard crossbow regulations.

Modifications and add on parts including Non-proprietary Trigger, Telescopic sights including Optimisers, palm rest, cheek plates, spanning (cocking) aids, foot stirrup and auxiliary weights etc are permitted with no restriction except that as otherwise specified in these Shooting Rules. The following add on parts are prohibited:-

Butt Hook, Carry Slings and Dioptre and micrometer sights as used on Target Crossbows.

36.4.1 Foot Stirrup

A foot stirrup is allowed and recommended for safety, even if it is not part of the original manufacturer's equipment.

36.4.2 Prod assembly

- The prod (bow limbs) may be made of any material. In the case of metallic prods, the limbs will be bound with a suitable tape to prevent personal injury in the case of failure.
- Bow strings and servings must be made from non-metallic materials.
- The **Freestyle Crossbow** division will be limited to a maximum calculated momentum of 0.75 lb f/s (3.32 N s).

Momentum will be calculated using the manufacturers' published bolt speed and their test bolt mass (typically 400 grains). The Technical Committee will continue to review these limits.

Formula used

Imperial (Bolt mass in grains / 7000) x (Bolt speed in feet per second / 32) = lb f/s

Example - (400/7000) x (365/32) = 0.65 lb f/s

Metric (Bolt mass in grams / 1000) x Bolt speed in metres per second = N s

Example - (26/1000) x 111 = 2.88 N s

36.4.3 Sighting Systems

Freestyle Crossbow sighting systems are not limited except that sighting systems that project a laser light or other aiming dot on the target are not permitted.

36.5 ALL STANDARD & FREESTYLE CROSSBOWS must be fitted with:

- 36.5.1 A safety catch or pin which can be set manually or automatically when the crossbow is spanned.
- 36.5.2 An operational bolt retainer which prevents the bolt slipping forward when the crossbow is pointed towards the ground. (In the case of a trackless crossbow, a bolt retainer is not required).

36.6 MEDIEVAL CROSSBOW

36.6.1 Definition and Divisions

The Medieval Crossbow category is to provide competition for those Arbalists using a Medieval style crossbow.

There will be only one recognised Medieval Crossbow equipment Division. This means that there is no distinction for draw weight (see clause 36.6.4 b) or style of Medieval crossbow.

36.6.2 Only safe Medieval Crossbows are allowed, provided that they comply with clauses 37.6.3 to 37.6.11 of these rules.

36.6.3 Medieval Crossbows shall be of the 11th to 15th centuries design. (refer Appendix 3).

- the Tiller (stock) may be made up of one piece of wood or layers of natural materials including wood and horn glued together to form the Tiller (stock)..
- a replaceable nut housing made of natural materials including wood and horn is permitted.
- a replaceable bolt track is permitted and may only be made from wood or horn. The bolt track maybe mounted on top of or inserted into the Tiller (stock). If a fletching groove is required the bolt track maybe strips either side of the fletching groove. Refer Appendix 3.
- a fletching groove is permitted in addition to the bolt track. A fletching groove if required may only be carved from the Tiller (stock). Refer Appendix 3.
- a rifle style butt end on the Tiller (stock) are prohibited. Refer Appendix 3
- wood finishes over modern materials are permitted.
- decoration using engravings and or other materials is permitted.
- all other parts on the crossbow including the nut, Lath (prod) tips, sideplates, tickler (trigger), stirrup, bridle, bow irons, etc may be of modern materials including wood, horn, aluminium, steel ,brass, plastic, fibreglass and composite materials etc.

- 36.6.4 Lath (Prod) Assembly
- a) the Lath (prod) may be made of any materials and construction method. All Lath (prod) limbs will be bound with materials such as linen, hemp or leather (to prevent personal injury in the case of failure) and form a one piece assembly including any additional Lath (prod) tip ends for the string.
 - b) two separate limbs as used on Target crossbows are prohibited.
 - c) the maximum draw weight of any Lath (Prod) shall be 115kgs (253lbs).
 - d) mounting of the Lath (prod) to the Tiller (stock) is not limited except that it must be an underslung design.
This means the Lath (prod) will be mounted below the level of the bolt groove in the Tiller (stock) refer Appendix 3.
 - e) crossbow strings and servings must be made from non-metallic materials.
- 36.6.5 The Trigger mechanism must be of the simple rotating nut and tickler style. (Refer Appendix 4).
- a) the use of modern bearing materials such as ball, roller or needle bearings is prohibited.
- 36.6.6 On Medieval Crossbows the following is recommended but are not mandatory.
- a) a Stirrup, even if it not part of the original equipment design.
 - b) any design of an operational Bolt Retainer which prevents the bolt slipping forward when the crossbow is pointed towards the ground. There shall be nothing in or on any bolt retainer design that can be used as a sighting system on the crossbow. If an over the nut bolt retainer design is used it must comply with the dimensions shown in Appendix 5.
 - c) a Safety pin, catch or other device may be fitted to prevent the trigger mechanism from operating accidentally.
 - d) a single spring may be part of the trigger mechanism to assist with positive trigger engagement.
- 36.6.7 Any form of sight including any form of gauging calibrations such as aiming sticks are prohibited.
- 36.6.8 All spanning aids must be manually operated.
- 36.6.9 All additional items such as string traps, all sighting systems, balance weights, stabilisers, torque compensators, string cushions, rifle style butt ends, limb savers and spirit levels etc are prohibited.
- 36.6.10 All Medieval crossbows are to be no more than a total weight of 10 kg (22lbs)
- 36.6.11 Any point of aim used by the competitor must be an existing point or feature in the target area and maybe in front or behind the target butt. Placing or creating a new point of aim in the target area in front or behind the target butt is prohibited.

37 CROSSBOW BOLTS

UNDER NORMAL CIRCUMSTANCES, COMPETITORS (EXCEPT ASSISTED SHOOTERS WITH AN ASSISTANT) MUST BE ABLE TO REMOVE THEIR BOLTS FROM THE TARGET BY THEMSELVES.

ARCHERY TYPE WRAPS ARE NOT PERMITTED. Wraps are an additional type of covering fitted over all or parts of the bolt.

37.1 TARGET CROSSBOW BOLTS

- 37.1.1 Bolts may be made from any material and of such design as not to cause unreasonable damage to target butts.
- 37.1.2 Points will be Parabolic or Conical (Chisel) point shape. Broadhead and Field type points are NOT permitted due to target butt damage.
- 37.1.3 Conical (Chisel) Points having an included point angle of greater than sixty (60) degrees are NOT permitted.
- 37.1.4 Bolts fitted with Slip-Over Points (point diameter larger than shaft diameter) are permitted. Such points will be a maximum of no more than two (2) mm greater than the diameter of the shaft (where the shaft enters the point).
- 37.1.5 All points will be parallel, within + 0.5mm of the maximum diameter of the point, which will be bullet or conical in shape.
- 37.1.6 Bolt Size
Length: Minimum Bolt length 304 mm (12 inches) Maximum Bolt length 457 mm (18 inches)
Maximum diameter size of shaft is 8.33mm or 21/64 inches. (refer Appendix 6, Bolts)
- 37.1.7 Bolts must be fitted with Fletches. There is no restriction as to size or number. All bolts in a set will be made to the same specifications and colours.
- 37.1.8 All bolts being shot in an end must have identical fletch sizes and colours with respect to each bolt.
- 37.1.9 All bolts will bear the name, initials of the competitor to whom they belong. Such markings will be on each fletch or on the shaft.
- 37.1.10 All Bolts must be longer than the track of the Target Crossbow they are to be launched from.

37.2 SPORTING CROSSBOW BOLTS FOR TARGET, FOREST, BUSHLAND AND 3D ROUND

- 37.2.1 Sporting Crossbow bolts may be made from any safe material and of such design as not to cause unreasonable damage to target butts.
- 37.2.2 Points will be either Parabolic or Conical (Chisel) point shape
(Broadhead and Field type points are NOT permitted).

- 37.2.3 Bolts must be fitted with Fletches. There is no restriction as to size or number. All bolts in a set will be made to the same specifications and colours.
- 37.2.4 All bolts being shot in an end must have identical fletch sizes and colours with respect to each bolt.
- 37.2.5 All bolts will bear the name or initials of the competitor to whom they belong. Such markings will be either on each fletch or on the shaft.
- 37.2.6 All Bolts must be longer than the track of the Sporting Crossbow they are to be launched from.

37.3 MEDIEVAL CROSSBOW BOLTS

- 37.3.1 Medieval Crossbow bolts will be made from wood and of such design as not to cause unreasonable damage to target butts.
- 37.3.2 Points will be either Parabolic or Conical (Chisel) point shape.
(Broadhead and Field type points are NOT permitted).
- 37.3.3 Only "self-nocks" are allowed, that is, the flat nock shall be formed from the wooded shaft material. Self-nocks may be bound with thread. Nocks with slots or deep grooves are prohibited.
- 37.3.4 Bolts must be fitted with Fletches made of natural materials such as wood, leather or feathers. There is no restriction as to size or number of fletchings.
- 37.3.5 All bolts being shot in an end must have identical fletch sizes and colours with respect to each bolt.
- 37.3.6 All bolts will bear the name or initials of the competitor to whom they belong. Such markings will be on the shaft.

38 CLOTHING

Target, Forest, Bushland, 3D, Bench, Kneeling and Prone Round

- 38.1 Inclement Weather: Weatherproof clothing made of a single layer of material may be worn during adverse conditions.
- 38.2 All clothing will be loose fitting, and will not give support to any part of the body, track suits may be worn.
- 38.3 Shooting Hats: Competitors are permitted to wear shooting hats and any other type of hat.
- 38.4 Sound Dampening Apparatus: The use of ear plugs / ear protection that fit within the ear and do not enclose or cover the ears are permitted provided that they do not prevent the wearer from hearing any acoustic signals.
- 38.5 Electronic Equipment: The use of mobile phones, smart watches, pedometers, Global Positioning Systems, personal stereo and radio equipment is NOT PERMITTED while competing in competition or official practice.
- 38.6 Personal Timers: The use of mechanical or electronic personal timers by competitors or team officials are permitted, provided that NO audible alarm signal is emitted.
- 38.7 Belts: Competitors are permitted to wear up to two (2) belts, the width of each will not exceed fifty (50) mm. One belt, which **may be firm fitting**, to support clothing (dresses, skirts, slacks, trousers, etc). The second belt, which **must be loose fitting**, to support a quiver.
- 38.8 Quivers: Ground, Belt or Pocket Quivers are allowed.
- 38.9 Padded Clothing: The use of special shooting jackets, padded clothing (a single garment, or combination of garments) or accessories so designed to give support or improve performance is NOT PERMITTED - all clothing is to be loose fitting.
- 38.10 Gloves: The use of special shooting gloves is **NOT PERMITTED** but the wearing of soft flexible gloves (which must be flexible enough so that they can be rolled up by hand into a tight ball) are permitted to be worn during the act of shooting. The use of finger protection for spanning the crossbow is permitted but this must be removed during the act of shooting.
- 38.11 Target rounds Footwear: Normal shoes or sports shoes which do not enclose and/or give support to the ankle will be worn at all times during outdoor target and indoor target competitions. Soft rubber boots and over-shoes are permitted in adverse weather conditions. Such boots or overshoes may not give support or aid performance by restricting ankle movement.
- 38.12 WCSA Forest, Bushland and 3D: Footwear suitable for the terrain which enclose and/or give support to the ankle may be worn.
- 38.13 Binoculars may be used for spotting bolts. There will be nothing in the optical system which may aid in determining distance.
- 38.14 WCSA Forest, Bushland and 3D events:
 - Shooters are encouraged to wear high visibility clothing and smart, tough outdoor clothing.
 - Shooters are permitted to wear a backpack for the purpose of transporting refreshment and spare equipment.
 - **Camouflage clothing is NOT PERMITTED** on the Target Range, Forest, Bushland and 3D course for safety reasons.
- 38.15 MEDIEVAL CROSSBOW SHOOTERS
 - a) Exhibitions and Demonstrations: At all exhibitions and demonstrations medieval/period clothing will be the preferential clothing worn.
 - b) Target Competitions: Medieval/period clothing may be worn otherwise clothing must conform to clauses 38.1 – 38.15 above.

38.16 COACHING

Coaching a competitor while on the Shooting Line during competition or official practice is NOT PERMITTED.

Spotting of bolts by anyone other than the competitor during competition or official practice and advising competitors is NOT PERMITTED.

SECTION THREE

OUTDOOR TARGET

39 OUTDOOR TARGET

Outdoor Target Shooting will be conducted on any suitably sized level outdoor sporting arena, oval or clear field. The shooting range (*refer Appendix 7*) will avoid where possible any man-made structures above ground level.

39.1 Range Layout

- 39.1.1 The shooting direction is to be within +/- 20 degrees of north in the Northern Hemisphere and of south in the Southern Hemisphere where possible.
- 39.1.2 The grounds and the location of the targets will provide substantially equal conditions for all competitor's. All competitors will be accommodated on the same range.
- 39.1.3 The range will be squared off and each distance will be accurately measured from a point vertically beneath the centre (gold) of each target face to the shooting line along the ground. Tolerances on distances will be +/- 15cm.
- 39.1.4 The targets will be inclined backwards such that the angle from vertical is about 10 to 15 degrees with all targets appearing uniform
- 39.1.5 Provision will be made for sufficient target butts to allow for not more than two competitors per target.
 - 39.1.5.1 With one competitor per target the centre of the face will be 130cm (tolerance of measurement will not exceed +/- 5cm) above the ground as measured from an estimated even ground level. The face will be placed in the centre of the target butt (*refer Appendix 8, Target butt*) the height of the centres of the faces in a line of target butts, on the range should look straight at all times.
 - 39.1.5.2 With two competitors per target butts (two face set-up) the centre of the faces will be 130cm (tolerance of measurement will not exceed +/- 5cm) above the ground as measured from an estimated even ground level. Each of the faces will be placed in its half of the target butt (*refer Appendix 8, Target Butt*) and the minimum distance between the scoring zones of the faces will be 1cm. The height of the centres of the faces in a line of target butts, on the range should look straight at all times.
- 39.1.6 Targets butts will be spaced such that there is at least 1.5 meters per competitor per detail per target butt,
- 39.1.7 A point on the shooting line directly opposite each target face will be marked and there will be a number corresponding to that target face positioned 2 metres in front of the shooting line.
- 39.1.8 Shooting lanes will be at right angles to the shooting and target lines, the width of each being sufficient to accommodate all the competitor's on each target butt in each lane which may contain one (1) or two (2) butts. Lanes will be marked on the ground from the shooting line to the longest distance target line.
- 39.1.9 A target line will be marked on the ground for:
 - TARGET CROSSBOW; at 45, 55 and 65m distances, parallel to the shooting line
 - STANDARD CROSSBOW; at 35, 45 and 55m distances, parallel to the shooting line
 - FREESTYLE CROSSBOW; at 35, 45 and 55m distances, parallel to the shooting line
 - MEDIEVALCROSSBOW; at 20m, 30m, 40m distances, parallel to the shooting line.
- 39.1.10 A waiting line should be indicated at least five (5) metres behind the shooting line
- 39.1.11 An equipment area will be from the waiting line, to a line five (5) meters behind the waiting line.
- 39.1.12 A spectator line should be indicated at least ten (10) metres behind the waiting line,
- 40.1.13 The field should, be marked or roped-off and only competitor's taking part in the event and persons otherwise authorised will be allowed to enter. Spectators should be required to be at least ten metres behind the waiting line
- 39.1.14 Where the public has the right of access, suitable barriers must be erected around the range to keep spectators back. These barriers will be at least eighteen (18) metres away from the ends of the target line set at the longest distance and may, if desired, reduce in a straight line to a minimum of ten (10) metres away from the ends of the Shooting Line. This would maintain a margin of approximately fifteen (15) metres from the target line when the target butts are moved forward to the shortest distance. The barriers will be at least ten (10) metres behind the equipment line and as far beyond the target line set at the longest distance to prevent members of the public passing closer than sixty five (65) metres behind the target butts. This will create a safety zone increasing to eighty five (85) metres when target butts have been moved forward to shoot the shortest distance. The safety distance of sixty five (65) metres may be reduced when an adequate backstop, e.g. efficient netting, bank or similar device, is erected (not a hedge or penetrable fence). Such a backstop must be high enough to stop bolts, which have just missed the top of the butt at the longest distance. Consideration should be given to any distractions caused to the competitors by movement of people, etc. behind the butts.
- 39.1.15 Timing lights are to be placed on both sides of the field and, if necessary, in a clear lane in the centre of the target butts so that both right and left handed competitors will be able to see them. They are to be placed in front of the shooting line on each side of the field and in the clear lane at any distance shorter than thirty (30) metres, as long as they are visible to all competitors on the shooting line.
- 39.1.16 A recommended layout for World Outdoor Target Championships Tournaments is shown in Section 10, Appendix 7, Outdoor Target Ground Layout.

39.2 Venue Equipment

39.2.1 Targets (Buttresses)

The buttress will be large enough to accommodate the target face(s) with a minimum of one (1) cm extra all round the outside the outermost scoring zone(s), this will ensure that any bolt hitting the butt and just missing the outermost edge of the scoring zone remains in the butt. The butt is to be made from suitable

material such that bolts will not ordinarily rebound from, pass through or be damaged by it.

- 39.2.2 The target butt will be supported and secured on a suitable framework so that its centre is 130 cm \pm 5 cm above the average surrounding ground level. The Butts and the framework will be secured to the ground in such a manner as to prevent them from being blown over or collapsing. Where possible care must be taken that bolts which may pass through the butt are not damaged by the supports. (refer Appendix 8, Target Butt).
- 39.2.3 A wind indicator flag will be fitted to each target, such flags will be of any light material and preferably **yellow** in colour and will be positioned above the centre of each butt high enough to allow a clearance of a minimum of 5cm between the bottom of the flag strips and the top of either the buttress or the target number, whichever is the higher. (refer Appendix 9, Wind indicator).
- 39.2.4 Target faces will be numbered. The numbers will be a minimum of twenty (20) cm tall on a background large enough to accommodate them with a border and will be black figures on a yellow background, alternating with yellow figures on a black background (eg. No. 1 black on yellow, No. 2 yellow on black, etc.). Target numbers will be affixed above the centre of each target face. (refer Appendix 8, Target Butt).
- 39.2.5 Flags or some other suitable device, will be provided at the targets and on the shooting line with which competitors and/or scorers can signal for a judge. These flags will preferably be red in colour.

39.3 Target Faces

- 39.3.1 The standard face will be divided into five equal concentric coloured rings arranged from the centre outwards as follows; gold (yellow), red, light blue, black and white. Each ring will in turn be divided by a thin line into two zones of equal width, thus making ten scoring zones. The inner gold zone may be further divided with a line at 50% of the diameter of this zone. Such dividing lines, and any dividing lines which may be used between colours, will be made entirely within the higher scoring zone in each case. Any line marking the outmost edge of the white will be made entirely within the scoring zone. The width of the thin dividing lines as well as the outermost line will not exceed two (2) mm. The centre of the target face is termed the 'pinhole' and will be indicated by a small "+" (cross) the lines of which will not exceed one (1) mm in width and four (4) mm in length
- 39.3.2 Recognised target face will be sixty (60) cm in diameter (refer Appendix 11, Target Face).
- 39.3.3 Competitors will be provided with their own individual target face. Each face will be affixed with a number to indicate the assigned target face to the competitor. The numbers will be affixed as in rule 40.2.4
- 39.3.4 The target face will be affixed to the target in such a manner that the face cannot move or contract when hit by a bolt.
- 39.3.5 Target faces may be made of paper, cloth or any other suitable material. All faces will be uniform and of the same material. Only those faces as approved by the World Crossbow Shooting Association or licensed by the International Archery Association (FITA) will be used.

Tolerances of measurement

Zone	Diameter in cm 60cm Face	Tolerance +/- in mm
Inner 10	3	1
Outer 10	6	1
9	12	1
8	18	1
7	24	3
6	30	3
5	36	3
4	42	3
3	48	3
2	54	3
1	60	3

Scoring values and Specifications

Scoring Values	Colours	Pantone Scale
10	Yellow	107U
9	Yellow	107U
8	Red	032U
7	Red	032U
6	Light Blue	306U
5	Light Blue	306U
4	Black	Process Black
3	Black	Process Black
2	White	
1	White	

39.4 Time Control Equipment

39.4.1 Acoustic and visual

39.4.1.1 The Director of Shooting will control:

- a) the start and end of each time limit with an audible device.
- b) each time limit with digital clocks, lights, flags, plates and/or any other simple visual device in addition to the audible signal referred to above.

39.4.1.2 In the event of any discrepancy between the acoustic and the visual time control equipment, the acoustic time control equipment will take precedence

39.4.2 The following equipment can be used:

39.4.2.1 Lights

The colours of the lights will be red, amber and green in that order with the red at the top. The lights must be synchronised and at no time will two different colours be on at the same time. The lights must be linked with the acoustic equipment so that the first sound of the acoustic equipment is simultaneous with the light turning red and the digital clock reaching zero.

39.4.2.2 Digital Clocks

When timing is controlled by the use of digital clocks the figures on the clock will be a minimum of twenty (20) cm in height and must be able to be clearly read at a distance of one hundred (100) meters. They must be able to be immediately stopped and reset as may be required. The clock must function on a countdown principle. All other requirements, e.g. position, number, etc., will be the same as for lights.

When digital clocks and lights are used they must be synchronised. If there is a discrepancy between the digital clock and lights, the digital clock takes precedence

39.4.2.3 Manual Timing

When the time limit is controlled manually by means of plates these plates are to be not less than 120cm by 80cm in size. They must be securely mounted to resist any wind and must be easy to turn quickly to show either side. One side of the plates will be striped with twenty to twenty five (20-25) cm wide stripes alternating in black and yellow. The stripes will be at an angle of about 45 degrees to the ground. The reverse side will be all yellow. (*refer Appendix 10, 30 Second Timer Board*).

39.4.2.4 Emergency Equipment

When the time limit is controlled by electrical equipment, plates, flags or other simple manual devices must be available in case the electrical equipment fails. Lights and/or digital clocks and emergency equipment are mandatory for WCSA Championships.

39.5 Miscellaneous Equipment

The equipment outlined below is mandatory for WCSA Championships and is recommended for other important tournaments.

39.5.1 Registration numbers to be worn by each competitor.

39.5.2 A raised platform with seating facilities for the Director of Shooting.

39.5.3 Loudspeaker equipment at large tournaments.

39.5.4 Equipment such as Field Telephones, "walkie-talkies" two way radios and the like are most useful for communication between officials.

39.5.5 A device to indicate the order of shooting; e.g. A B; B A; A B; etc. if the competitors do not all shoot at the same time. The letters will be large enough to be read by all competitors from their respective shooting positions. Two or more of these devices may be needed.

39.5.6 Sufficient chairs or benches behind the waiting line for all competitors, Team Captains, Judges and other officials.

39.5.7 One large scoreboard for progressive totals after each end, for at least the first eight (8) women and first eight (8) men Juniors, Seniors and Assisted and which indicate the scores

The large scoreboard may be supplemented by displaying the progressive scores of all competitors after each end by a device situated on the ground in front of the target butt.

39.5.8 A score board or some other such device with the competitor's name and/ or target number 1A, 1B or simply A, B may be used for displaying progressive total scores after each end. When this device is being used, it will be placed on the ground below and in front of each butt. It must be pegged or fixed securely to prevent movement by wind. It will be changed by the appointed scorer, aided by the competitors on that target butt, after the bolts have been scored and drawn, and before they leave the target butt.

39.6 Shooting Control and Safety

39.6.1 The Director of Shooting will institute and enforce any reasonable safety measures he considers necessary.

39.6.2 A competitor arriving after shooting has started will forfeit the number of bolts already shot, unless the Director of Shooting is satisfied that the competitor was delayed by circumstances beyond his or her control. In this case the competitor may be allowed to make up the lost bolts after the distance then being shot is completed, but in no circumstances may that be more than fifteen (15) minutes.

39.6.3 The Director of Shooting, in consultation with the Judges, has authority, to extend the time limit in

- exceptional circumstances. Any such special ruling introduced must be announced to the competitors before having effect. In such cases, the final results list must include the special ruling and the reasons for it. When visual time controls are in use, the thirty seconds remains unchanged,
- 39.6.4 Shooting will not commence unless safety conditions have been endorsed by the Judges and Director of Shooting.
 - 39.6.5 The Director of Shooting will give a fifteen (15), ten (10), five (5) and two (2) minute warning before the start of competition shooting.
 - 39.6.6 At the commencement of each end two (2) sound signals for the competitors to occupy the shooting line.
 - 39.6.7 The signal to commence shooting will be one (1) sound signal.
 - 39.6.8 The signal to cease shooting and retire to the waiting line will be two (2) sound signals. When competitors are shooting in details, this is also the signal to allow the next detail to move to the shooting line.
 - 39.6.9 The signal to score and collect bolts will be three (3) sound signals.
 - 39.6.10 A series of sound signals (more than five (5) sound signals) will indicate danger and all shooting must cease immediately on the first sound signal. The signal to resume shooting will be one (1) sound signal.
 - 39.6.11 After the start of an end all shooting will stop on the first sound signal.
 - 39.6.12 Whenever the shooting line is clear, with all competitors having finished shooting their bolts before the end of the time limit, the appropriate signal for change or scoring will be given immediately.
 - 39.6.13 No competitor will occupy the shooting line except when the appropriate signal has been given
 - 39.6.14 Competitors may NOT span, load and raise or aim the crossbow (it must be pointed at the ground, directed towards the competitors designated target and held in a safe position) while on the shooting line before the commencement to shoot signal (one (1) blast) is given.
 - 39.6.15 A competitor may not span or load a crossbow with a bolt, except when standing on the shooting line and under the control of the Director of Shooting. A competitor may check his/her stance/position on the shooting line, by lifting the crossbow (which is not to be spanned or loaded with a bolt) and will only aim towards his/her target, but only after being satisfied that the field is clear both in front of and behind the targets. If a competitor, whilst checking his/her stance/position on the shooting line, before the shooting starts or during breaks between distances, loses a bolt, intentionally or otherwise, will be disqualified and removed from the competition on the matter of safety.
 - 39.6.16 While shooting is in progress only those competitors whose turn it is to shoot may be on the shooting line. All other competitors will remain behind the waiting line with their equipment. Spotting telescopes may be left on the line at the discretion of the Director of Shooting.
 - 39.6.17 After a competitor has shot his/her bolts, he/she will retire behind the waiting line with his/her equipment. A competitor confined to a wheelchair may be permitted to remain on the shooting line provided that it does not interfere with the conduct of the Tournament.
 - 39.6.18 No competitor or other person may touch the tackle of another without the latter's consent.
 - 39.6.19 A competitor will not be disturbed or approached during shooting except in an emergency.
 - 39.6.20 No person will approach a target or go forward of the shooting line unless the Director of Shooting has signalled permission to do so.
 - 39.6.21 To ensure the proper conduct of a tournament and in the interests of safety, the Director of Shooting or Judges may request a competitor to change his/her shooting position on the line or join another target group. If the competitor considers the Director of Shooting or Judges' request to be unreasonable his/her appeal to the Jury of Appeal will be heard prior to any change in position.
 - 39.6.22 Any remark or action made that may cause annoyance or confusion to a competitor or may detract from his/her concentration is un-sportsmanlike and is not allowed. The Judge(s) will first caution the offender, and if the offence is repeated, may direct him/her to withdraw from the event.
 - 39.6.23 In the event of a competitor not being satisfied with a ruling given by the Judges, he or she may, except as provided for in rule 40.10.4 below, appeal to the Jury of Appeal according to rule 20.5.1. Trophies or prizes which may be affected by a dispute will not be awarded until the Jury ruling has been given.
 - 39.6.24 Should a target face become unreasonably worn or otherwise disfigured, or should there be any other complaint about range equipment, a competitor or his Team Manager may appeal to the Judges or Director of Shooting to have the defective item replaced or remedied.

39.7 Order of Shooting and Timing Control

- 39.7.1 A shooting time limit will be applied, such time limit will be three (3) minutes for TARGET and MEDIEVAL crossbows for three (3) Bolts and Three (3) minutes for STANDARD and FREESTYLE Crossbows for two (2) bolts. Any bolts not shot after this time will be lost. If any bolt is shot outside the time limit for an end, the competitor's highest scoring bolt for that end will be forfeited.
- 39.7.2 When the shooting is controlled by plates: two plates are essential in the clear lane so that the same side of the plates (all yellow or black & yellow stripes) is displayed simultaneously to all competitors. The BLACK and YELLOW striped side will be turned towards the competitors as a signal of warning that only thirty (30) seconds are left of the time limit. The YELLOW side of the plate will be turned toward the competitors at all other times.
- 39.7.3 When shooting is controlled by Lights.

- a) **RED:** The Director of Shooting will give (2) two sound signals for the designated competitors to occupy the shooting line all together.

- b) **GREEN:** On the lights changing Green (10) ten seconds after the (2) two sound signals the Director of Shooting will give (1) one sound signal for shooting to start.
 - c) **YELLOW:** This light will go on when only (30) thirty seconds are left of the time to shoot.
 - d) **RED:** Means that the Time Limit has expired and (3) three sound signals will be given to indicate that the shooting is to stop, even if all bolts have not been shot. Any competitor still on the shooting line, must immediately lower the crossbow, remove the bolt from the bow and the string un-spanned (unlatched and lower the string), and retire behind the waiting line. If shooting in details, the next detail will move up and occupy the shooting line and wait for the Green light, as above for the shooting to begin, the above procedure will be repeated until all have shot. When all TARGET and MEDIEVAL competitors have shot an end of three (3) bolts and SPORTING CROSSBOW Competitors have shot an end of two (2) bolts the RED light will come on and three (3) sound signals will be given for the competitors to go forward and score.
- 39.7.4 If shooting in two (2) or more details, (20) twenty seconds is the time allowed for those competitors left on the shooting line to retire and the competitors in the next detail to occupy the shooting line. If all competitors are shooting together in one (1) detail then ten (10) seconds is the time allowed to occupy the shooting line.
- 39.7.5 When the Director of Shooting has ascertained that all competitors have completed shooting and retired behind the waiting line or the time limit has expired, three (3) sound signals will be given as the signal to proceed without undue haste to the targets to score, recover bolts, and return to the waiting line.
- 39.7.6 When all competitors are ready to shoot again the Director of Shooting will signal the start of the next end with two (2) blasts to move to the shooting line followed by one (1) blast to commence shooting. This method will continue until the round is completed. After completing the required number of ends at one distance the competitors will proceed to the next distance.
- 39.7.7 When shooting is suspended during an end for any reason, the time limit will be adjusted according to the number of bolts remaining and the period of time permitted. eg: sixty (60) seconds per bolt for TARGET and MEDIEVAL crossbows and ninety (90) seconds for STANDARD and FREESTYLE crossbows.
- 39.7.8 Competitors on a target may be divided into shooting details, for example A,B etc., shooting at different times.

39.8 Shooting

- 39.8.1 Two (2) ends of practice bolts in five (5) minutes will be made available to all competitors immediately before commencement of the first scoring end of the event and conducted under the control of the Director of Shooting.
- 39.8.2 There will be a minimum of thirty (30) minutes break between distance changes.
- 39.8.3 There will be one end of practice 3 bolts in (5) five minutes at each distance change.
- 39.8.4 In the case of several rounds comprising a tournament or event there will be practice at the commencement of each round
- 39.8.5 When a round is shot over several days there will be practice available at the commencement of each day.
- 39.8.6 A bolt will not be deemed to have been shot if
- a) the competitor can touch it with his/her bow without moving his/her feet from their position in relation to the shooting line, in which case another bolt may be shot in its place. If another bolt is not available the competitor may retrieve his/her bolt with the Judges' permission.
 - b) the target face or buttress falls over (in spite of having been fixed and pegged down to the satisfaction of the Judges In this case, the Judges will take whatever measures they deem necessary and compensate adequate time for shooting the relevant number of bolts. If the buttress only slides down it will be left to the Judges to decide what action to take, if any.
- 39.8.7 In the event of equipment failure the competitor will step back off the shooting line (approx 1 meter) and at the same time call a Judge using a flag or other device provided for the purpose, or by holding a hand and arm in the air above the head. The competitor will be allowed a maximum of (15) fifteen minutes extra time to shoot any make up bolts, (60) sixty seconds per bolt in three (3) bolt ends. No extra time will be allowed in the case of a bolt defect (ie. Damagednock, loose vane etc.)
- 39.8.8 In the event of a competitor being unable to continue shooting because of an unexpected medical problem which occurs after the beginning of the shoot, no more than fifteen (15) minutes will be allowed for medical personnel to determine the problem and decide whether or not the competitor is fit to continue competing unassisted. The competitor will make up the appropriate number of bolts at the earliest opportunity under the supervision of the Director of Shooting but has a maximum of fifteen (15) minutes to do so.
- 39.8.10 In the event of a competitor leaving bolts on the ground or in the target, they may use others provided they inform a Judge before shooting. In such circumstances, a Judge will participate in the scoring of that end, making sure that the bolts which remained in the target are checked back to the competitor's score sheet before any bolts are withdrawn from the target.
- 39.8.11 Competitors will take spare bolts with them to the shooting line and will not leave the shooting line during their shooting time, except for reasons expressly permitted within these rules.

39.9 Shooting Stance and Position

- 39.9.1 During the act of shooting Outdoor Target:
- 1) For an Assisted Shooter, (refer Clause 35.4 , Clause 35.5, and Clause 35.6)

- 2) All other competitors will, by standing in an upright standing position;
Straddle the shooting line with one foot in front of the shooting line and one foot behind the shooting line.
- 3) For Medieval Shooters, the Tiller (stock) shall be supported on the competitors shoulder and the bow arm may be straight or bent.

All crossbows must be supported wholly by the competitor. It cannot be supported on a stand (excluding Assisted) nor can any part of the bow touch something to act as a support or steadier. For Medieval this includes the side of the body and hip.

39.10 Scoring

- 39.10.1 The scoring zone values will be 10, 9, 8, 7, 6, 5, 4, 3, 2, and 1 from the centre outwards with clear tens (10)s - (a 10 not touching the outer 10 scoring zone line) being marked on the score sheet as a ten (10) with a circle around it. A miss is marked as an **M**.
Where partial target faces are in use, the scoring values will be 10, 9, 8, 7 and 6 from the centre outwards with the same qualification on the circled tens (10s).
- 39.10.2 Neither the bolts nor the face or faces will be touched until all bolts on that target buttress have been recorded.
- 39.10.3 A bolt will be scored according to the position of the shaft in the target face.
- 39.10.4 Any Competitor's/Team's Agent on the target will refer any questions about the value of a bolt in the target to a Judge before the bolts are drawn. The Judge's ruling is final.
- 39.10.5 A mistake on a score sheet discovered before the bolts are drawn may be corrected, but the correction must be made and initialled in red by a Judge before the bolts are drawn. If the bolts have been drawn, no corrections to the bolt values as written on the score sheet will be permitted. Any other disputes concerning entries on a score sheet will be referred to a Judge.
- 39.10.6 Should the shaft of a bolt touch two colours, or touch any dividing line between scoring zones, that bolt will score the higher value of the zones affected.
- 39.10.7 Should a fragment of a target face be missing which includes a dividing line or where two colours meet or if the dividing line is displaced by a bolt, then an imaginary line will be used for judging the value of any bolt that may hit such a part.
- 39.10.8 Bolts embedded in the buttress and not showing on the face, should only be scored by a Judge.
- 39.10.9 Except as provided for in clause 40.10.10, if more than three (3) bolts belonging to the same competitor should be found in the target or on the ground in the shooting lanes either in front of or behind the target, only the three (3) lowest in value will be scored. Should a competitor be found to repeat this, he/she may be disqualified.
- 39.10.10 A bolt hitting:
 - a) the target and rebounding, the competitor concerned will complete the shooting of that end, and will take one step back(approx 1m) from the Shooting Line with his free hand held aloft holding the signal flag as a signal to a judge, who will then carry out the following procedure.
When all the other competitors have completed shooting that end or the time limit has expired, whichever is appropriate, the Director of Shooting will interrupt the shooting sequence. A Judge, having satisfied himself that the claim was justified, will allow the competitor concerned to shoot another bolt.
The bolt will be numbered or marked by the judge in such a way, which will enable it to be identified in the target. At a signal from the Judge, the Director of Shooting will give the signal for the competitors and scorers to advance to the targets for scoring.
The judge will participate in the scoring and ensure that the correct number of bolts are scored and that the rebound was not caused by striking another bolt in the target, In such case, clause 40.10.10 b) will apply.
 - b) Another bolt: A bolt laying on the ground in front of the butt which is believed to have struck another bolt already in the target, and rebounded will score the value of the bolt struck, provided the struck bolt is found in the target with itsnock or shaft damaged in a compatible manner.
 - c) the target and hanging from it, will oblige the competitor on that target to stop shooting and signal in the same way as in clause 40.8.7. When the shooting of that end has been completed by the other competitors on the line, or the time limit has expired, whichever is appropriate, a Judge will note the value of the bolt, remove it, and place the bolt behind the target. The remaining bolts will be shot by the competitor on that target before the Director of Shooting orders general shooting to recommence. The Judge concerned will participate in the scoring of that end.
 - d) another bolt remaining embedded therein, will score according to the value of the bolt struck.
 - e) another bolt, and then hitting the target face after deflection, will score as it lies in the target face.
 - f) a target face other than a competitor's own target face will not score.
- 39.10.11 Competitors may delegate the authority to score and collect their bolts to another competitor on their own target or other person provided that they themselves do not go up to the target.
- 39.10.12 Scorers will enter on score sheets and in descending order the value of each bolt as called out by the

competitor to whom the bolts belong. Other competitors with that scorer will check the value of each bolt called out. Only bolts scoring ten points will be referred to as "Golds". Scorers should compare their scores before any bolts are drawn.

- 39.10.13 All bolt holes on the target face will be marked to allow for the scoring of bouncers and pass throughs. This will be done by the Competitor's/Team's Agent after the scoring of each end prior to the bolts being removed from the buttress.
- 39.10.13 On completion of a distance or an event, as required, score sheets will be signed by the scorer and the competitor, denoting that the competitor agrees with the value of each bolt. If the scorer is participating in the shooting, his score sheet will be signed by another competitor with the same scorer.
- 39.10.14 An incorrectly totalled score sheet will be corrected. Where double scoring is used and a discrepancy between the score sheets is found after bolts have been removed from the target face, the lowest recorded values of the bolts will be credited.
- 39.10.15 The Director of Shooting will ensure that, after scoring, no bolts are left in the targets before any signal is given for shooting to recommence. If this inadvertently happens, the shooting will not be interrupted and the competitor concerned may shoot that end with other bolts after informing a judge, or make up the bolts lost after shooting over that distance has been completed.
- In such circumstances, a Judge will participate in the scoring of that end, making sure that the bolts which remained in the target are checked back to the competitor's score sheet before any bolts are withdrawn from the target.
- 39.10.16 A scoring board or some such device with the competitors' names and/or target numbers is permitted for displaying progressive and/or total scores after each end.

SCHEDULE 1 - OUTDOOR TARGET ROUNDS

WORLD CHAMPIONSHIP ROUNDS

Rounds	Total Bolts	70m	65m	60m	55m	50m	45m	40m	35m	30m	20m	Possible Score
TC 900 (Target)	90		30*		30*		30*					900
SC 600 (Sporting)	60				20*		20*		20*			600
MC 900 (Medieval)	90							30*		30*	30*	900
Match-Play (Target)	9				9*							90
Match-Play (Sporting)	9				9*							90
Match-Play (Medieval)	9									9*		90

MISCELLANEOUS ROUNDS

PACIFIC	90			30*		30*		30*				900
ATLANTIC	60						30*			30+		600
MEDITERRANEAN	30		30*									300
BALTIC	30				30+							300
GREAT SOUTHERN	30						30+					300
TC 960	96	24*		24*		24*		24*				960
INTERNATIONAL	144	36*		36*		36+				36+		1440

Legend: * 60cm Multi coloured target face
+ 40cm Multi coloured target face - Triple or Vegas style faces permitted to avoid bolt damage

The TC 900, SC 600, MC900 and the Match-play are the only rounds which can be shot for world records or World Crossbow Shooting Association Stars. The other rounds are listed to give a variation of shoots, which members may shoot if they want to shoot something different.

SECTION FOUR

OUTDOOR MATCH-PLAY

40 OUTDOOR MATCH-PLAY

Outdoor Match-play Shooting (Individual and Team) will be conducted on any suitably sized level outdoor sporting arena, oval or clear field. The shooting range (*refer Appendix 12,a & b*) will avoid were possible any manmade structures above ground level.

Match-play is a series of knock-out matches between two (2) competitors/teams. The winner of each match moves to the next round and the loser leaves the competition, finishing with the competitor/team who is the winner of the Gold/Silver medal match being declared the Champion. (*refer chart at Appendix 13*).

40.1 TARGET CROSSBOW CROSSBOW DIVISIONS

Distance: 55m

Ends: 3 ends X 3 bolts per end per Match

Time: 50 seconds per Bolt = 150 seconds per 3 bolts

40.2 STANDARD CROSSBOW and FREESTYLE CROSSBOW DIVISIONS

Distance: 45m

Ends: 3 ends X 3 bolts per end per Match

Time: 80 seconds per Bolt = 240 seconds per 3 bolts

40.3 MEDIEVAL CROSSBOW DIVISIONS

Distance: 30m

Ends: 3 ends X 3 bolts per end per Match

Time: 50 seconds per Bolt = 150 seconds per 3 bolts

40.4 Practice: 3 2 ends x 3 bolts in 5 minutes only at the start of the match-play competition.

40.5 Eliminations: Start with required number of competitors/teams, all shoot together and score – loser of each match is dropped out, all competitors/teams left, shoot matches together and score, continue until the completion of the Semi finals (4 competitors/teams) (2 matches)

40.6 Medal Matches

Bronze Medal; two (2) competitors/teams (losers from semi) (1 match), competitors/team in each match preferably shoot A & B detail alternately, scoring and bolt collection done by a Judge, a Scorer and Competitors/Teams Agents with Runners to return bolts to competitors. The competitors do not move up to the targets.

Gold & Silver Medal; two (2) competitors/teams (winners from semi) (1 match), competitors preferably shoot A & B detail alternately, scoring and bolt collection done by a Judge, a Scorer and Competitors/Teams Agents with Runners to return bolts to competitors. The competitors do not move up to the targets.

A & B details; are determined by the Judge tossing a coin and the higher ranked competitor/team making the call. The winner of the toss makes the decision whether to shoot first (A) or second (B).

Competitors/Teams Agent; The Competitor/Team selects an agent to represent him/her/them at the target. Their duty is to act on behalf of the competitor/team at the target by checking the score called and recorded is correct, to sign the score sheet on behalf of the competitor/team, to mark the bolt holes, to pull the bolts from the target butt and hand to runner for return to the Competitor/s.

Officials required; one (1) Judge, one (1) Scorer, two (2) Bolt Runners (for returning bolts to competitors each end after the 1st end)

40.7 It is mandatory at World Championships to start with the top sixteen (16) competitors/teams in each division. Eight (8) if there are not enough competitors/teams to make up the sixteen (16) and four (4) if there are not enough competitors/teams to make up the eight (8). Any less than four (4) and the match-play competition for that division may be cancelled.

40.8 At any other competition the match-play may be conducted with more competitors/teams but the number to start with must be capable of being halved each round until it reaches the final two (2) competitors/teams in the final match. For example:- 256, 128, 64, 32, 16, 8, 4, 2.

40.9 All the rounds down to the matches with two (2) competitors/teams are known as the Elimination Matches which may be shot all together in each round. The rounds with two (2) competitors/teams are known as the Finals Matches and should be shot individually.

40.10 There will be **NO** makeup bolts shot and **NO** equipment failures allowed. **Bolt holes in the target face must be marked** in case of pass throughs or bouncers.

40.11 In the Finals the Judges call the score, the scorer writes down the score as called and the competitor's/team's agent checks the score, draws the bolts, **marks the bolt holes** and signs the score sheet at the completion of the match.

40.12 The competitor's/team's agent is appointed by the competitor/team.

40.13 A competitor/team arriving after the appointed time for the start of their match will forfeit the match.

40.14 Range Layout

Refer to Range Layout for Matchplay Target (Appendix 12a - Individual and Appendix 12b for Team events) with the exception of the following:

40.14.1 Provision will be made for sufficient targets to allow for not more than two (2) competitors/teams per target in the Eliminations and one competitor/team per target in the Medal Matches.

40.14.1.1 with one (1) competitor/team per target the centre of the face will be 130cm (tolerance of measurement will not exceed +/- 5cm) above the ground as measured from an estimated even

- ground level. The face will be placed in the centre of the target butt (*refer Appendix 8, Target Butt*). The height of the centres of the faces in a line of target butts, on the range should look straight at all times.
- 40.14.1.2 With two (2) competitors/team per target (two face setup) the centre of the faces will be 130cm tolerance of measurement will not exceed +/- 5cm) above the ground as measured from an estimated even ground level. Each of the faces will be placed in its half of the target butt (*refer Appendix 8, Target Butt*) and the minimum distance between the scoring zones of the faces will be one (1) cm. The height of the centres of the faces in a line of target butts, on the range should look straight at all times.
- 40.14.2 At World Championships a suitable safety blind will/may be erected at the end of the target line approx (3) metres out from and two (2) metres in front of Number 1 target. It will be constructed big enough and strong enough to accommodate the Judge, Scorer and Bolt Runners who are required at the targets in safety and without bolt penetration.
- 40.14.3 For the Elimination Matches, timing lights are to be placed on both sides of the field and, if necessary, in a clear lane in the centre of the target butts so that both right and left handed competitors will be able to see them. They are to be placed in front of the shooting line on each side of the field and in the clear lane at any distance shorter than thirty (30) metres, as long as they are visible to all competitors on the shooting line.
- For the Finals Matches, timing lights and countdown timers capable of independent control are to be placed on the outside edge of the shooting lanes of each competitor/team (i.e. one (1) for each competitor/team) clearly visible to the competitor it controls.
- 40.14.4 A layout for World Outdoor Match-play Championships Tournaments is shown in Appendix 12a, Outdoor Match-play Ground Layout.
- 40.14.5 A layout for Team World Outdoor Matchplay Championship based on the recommended ground layout for the World Outdoor Target Championship (Appendix 7) is shown in Appendix 12b
- 40.15 Venue Equipment
Refer to Clause 39.2
- 40.16 Target Faces
Refer to Clause 39.3
- 40.17 Time Control Equipment
Refer to Clause 39.4 with the exception of the following:
- For the Finals Matches alternate shooting, the timers and lights must be capable of being controlled individually for each competitor.
- 40.18 Miscellaneous Equipment
Refer to Clause 39.5
- 40.19 Shooting Control and Safety
Refer to clause 39.6 with the exception of the following
- 40.19.1 The Director of Shooting will give a five (5) and two (2) minute warning before the start of competition shooting.
- 40.19.2 Competitors/Teams in World Championships Final Matches will not go forward to score (this will be done by judges or scorers and bolts will be returned by runners).
- 40.20 Order of Shooting and Timing Control
- 40.20.1 A shooting time limit will be applied, such time limit will be;
- For the Elimination Matches:
- Target & Medieval – 150 seconds for three (3) bolts.
Standard and Freestyle - 150 seconds for two (2) bolts.
- For the Medal Matches:
- Target & Medieval – 50 seconds for one (1) bolts alternate shooting.
Standard and Freestyle - 75 seconds for one (1) bolt alternate shooting.
- Any bolts not shot after this time will be lost. If any bolt is shot outside the time limit for an end, the competitor's/Team's highest scoring bolt for that end will be forfeited
- 40.20.2 When the shooting is controlled by plates: two plates are essential in the clear lane so that the same side of the plates (all yellow or black & yellow stripes) is displayed simultaneously to all competitors. The BLACK and YELLOW striped side will be turned towards the competitors as a signal of warning that only thirty (30) seconds are left of the time limit. The YELLOW side of the plate will be turned toward the competitors at all other times.
- 40.20.3 When shooting is controlled by Lights:
- RED:** The Director of Shooting will give (2) two sound signals for the designated competitors to occupy the shooting line all together.
 - GREEN:** On the lights changing Green (10) ten seconds after the (2) two sound signals the Director of Shooting will give (1) one sound signal for shooting to start.
 - YELLOW:** This light will go on when only (30) thirty seconds are left of the time to shoot. In the finals matches if digital timers are used this light can be deleted. If deleted competitors are to be informed.

- d) **RED:** means that the Time Limit has expired and (3) three sound signals will be given to indicate that the shooting is to stop, even if all bolts have not been shot. Any competitor still on the shooting line, must immediately lower the crossbow, remove the bolt from the bow and the string un-spanned (unlatched and lower the string).
- 40.20.4 If digital timers are used they are to be synchronised with the lights. Should there be a discrepancy between the lights and digital timers the digital timers take precedence
- 40.20.5 When the Director of Shooting has ascertained that all competitors/teams have completed shooting or the time limit has expired, three (3) sound signals will be given as the signal to score and return bolts to the competitors.
- 40.20.6 When all competitors are ready to shoot again the Director of Shooting will signal the start of the next end with two (2) blasts to move to the shooting line followed by one (1) blast to commence shooting. This method will continue until the Match is completed.
- 40.20.7 When shooting is suspended during an end for any reason, the time limit will be adjusted according to the number of bolts remaining and the period of time permitted. e.g.: fifty (50) seconds Target, Sporting, Assisted & Medieval.
- 40.20.8 In the finals Competitors/Teams will be divided into shooting details namely A and B for each match, shooting at different times. The Elimination Matches will be shot, all shooting together in the same detail.
- 40.20.9 For Team Matchplay - When all teams are ready to shoot the Director of Shooting will signal the start of the match with two (2) blasts for the first team member to move to the shooting line followed (10) ten seconds later by one (1) blast to commence their shot. At the end of the shot time a Judge will signal with one (1) blast for the second team member to commence their shot and again at the end of the shot time with one (1) blast for the last team member to commence their shot. Once the total shot time has finished then three (3) blast will signal the completion of that end.
- 40.20.10 At the beginning of a Team Matchplay competition all team members must be inside the box behind the shooting line. At the signal to start each team member will proceed one at a time to the shooting line to complete their shot as controlled by the judge.
- 40.21 Shooting
 - 40.21.1 Practice will be 3 ends x 3 bolts in (5) five minutes only at the start of the match-play competition.
 - 40.21.2 A bolt will not be deemed to have been shot if:
 - a) the competitor can touch it with his/her bow without moving his/her feet from their position in relation to the shooting line, in which case another bolt may be shot in its place (no extra time will be given).
 - b) the target face or buttress falls over in spite of having been fixed and pegged down to the satisfaction of the Judges. The Judges will take whatever measures they deem necessary and compensate adequate time for shooting the relevant number of bolts. If the buttress only slides down it will be left to the Judges to decide what action to take, if any.
 - 40.21.3 There will be NO time allowance for an equipment failure. It will be up to the competitor to have their equipment in good order and/or spare equipment on immediate standby near them on the waiting line.
- 40.22 Shooting Stance and Position
 - 40.22.1 Refer clause 39.9
- 40.23 Scoring
 - 40.23.1 Refer Clause 39.10 with the exception of the following;
 - 40.23.2 Competitors/Teams will appoint an agent to act on their behalf at the targets, to pull their bolts and give them to the runners for return to the competitor during the scoring of the following end.
 - 40.23.3 Scorers will enter on score sheets and in descending order the value of each bolt as called out by the judge. The competitor's/Team's agent will check the value of each bolt called out. Only bolts scoring ten points will be referred to as "Golds".
 - 40.24.4 On completion of a Match, score sheets will be signed by the competitor's agent, denoting that the competitor's/Team's agent agrees with the value of each bolt.

SECTION FIVE

INDOOR TARGET

41 INDOOR TARGET

Indoor Target Shooting will be conducted inside any suitably sized building (fixed or temporary) such as an Indoor basketball court, warehouse or marquee. Indoor Target events are protected from changing weather conditions.

- 41.1 Safety and Lighting
 - 41.1.1 Safety precautions behind the targets and on the sides of the shooting range require special attention (e.g. doors, windows).
 - 41.1.2 The source of light whether natural or artificial and its effect on the target faces and the competitors on the shooting line is important. It should be equal and adequate for all competitors.
- 41.2 Range Layout
 - 41.2.1 The venue and location of the targets will provide substantially equal conditions for all competitors. All competitors will be accommodated on the same range.
 - 41.2.2 Shooting distances will be measured from a point vertically beneath the centre of target face to the shooting line along the floor. Tolerances on distances will be $\pm 10\text{cm}$.
 - 41.2.3 A shooting line will be marked on the floor parallel to the target line.
 - 41.2.4 A Waiting line will be indicated at a distance of at least three (3) metres behind the shooting line if possible.
 - 41.2.5 The shooting direction will be at right angles to the shooting line.
 - 41.2.6 Lanes may be marked on the floor to accommodate two (2) to four (4) competitors.
 - 41.2.7 Points on the shooting line directly opposite the centre of each target face will be marked, allowing a minimum of one (1) metre per competitor.
 - 41.2.8 Traffic lights (and timers if available) are to be placed on both sides of the range and, if necessary, in a clear lane in the centre of the target butts so that both right and left handed competitors will be able to see them.
- 41.3 Venue Equipment
 - 41.3.1 Targets (buttresses)

The buttress will be large enough to accommodate the target face(s) with a minimum of one (1) cm extra all round the outside the outermost scoring zone(s), this will ensure that any bolt hitting the butt and just missing the outermost edge of the scoring zone remains in the butt. The butt is to be made from suitable material such that bolts will not ordinarily rebound from, pass through or be damaged by it.
 - 41.3.2 The target butt will be supported and secured on a suitable framework so that its centre is $130\text{ cm} \pm 5\text{ cm}$ above the floor level. The Butts and the framework will be secured to the floor and/or wall in such a manner as to prevent them from sliding along the floor, falling over or collapsing. Where possible care must be taken when a target face is placed on the butt, that bolts which may pass through the butt are not damaged by the support. (*refer Appendix 8, Target Butt*).
 - 41.3.3 The centre of the face will be $130\text{cm} \pm 5\text{cm}$ above the floor. When using triple triangle faces, this height refers to the centre of the lower targets.
 - 41.3.4 If the 40cm single target faces are in two lines one above the other, the centres of the faces will be 100cm and 165cm above the floor respectively $\pm 5\text{ cm}$. When triple triangle faces are used, these heights refer on the lower height to the centre of the lower targets and on the higher height to the centre of the higher target face.
 - 41.3.5 There will be a vertical minimum of 10mm between the outer most scoring lines on one target face and the next.
 - 41.3.6 The targets will be set up at any angle between vertical and about ten (10) degrees back from the vertical. All targets will appear uniform.
 - 41.3.7 Target faces will be numbered. The numbers will be a minimum of 20cm tall on a background large enough to accommodate them with a border and will be black figures on a yellow background, alternating with yellow figures on a black background (eg. No. 1 black on yellow, No. 2 yellow on black, etc.). Target numbers will be affixed above the centre of each target face. (*refer Appendix 8, Target Butt*).
 - 41.3.8 Flags or some other suitable device, will be provided at the targets and on the shooting line with which competitors and/or scorers can signal for a judge. These flags will preferably be red in colour.
- 41.4 Target Faces
 - 41.4.1 The Multicoloured face will be divided into five equal concentric coloured rings arranged from the centre outwards as follows; gold (yellow), red, light blue, black and white. Each ring will in turn be divided by a thin line into two zones of equal width, thus making ten scoring zones.

An alternative 40cm face the "HiVis Target face (5 zone)" copyright 2002 by Vic Russell. Printed black on Pantone (registered) yellow CVU card. Comprising five (5) equal concentric rings from 10 to 6 outwards - the 10, 8 and 7 zones are yellow with the 9 and 6 rings on black. (These target faces may be printed on an A4 Laser Printer and are available on the WCSA website)
 - 41.4.2 Such dividing lines, and any dividing lines which may be used between colours, will be made entirely within the higher scoring zone in each case.
 - 41.4.3 Any line marking the outermost edge of the scoring zones will be made entirely within the scoring zone.
 - 41.4.4 The width of the thin dividing lines as well as the outermost line will not exceed two (2) mm.
 - 41.4.5 The centre of the target face is termed the 'pinhole' and will be indicated by a small "+" (cross) the lines of which will not exceed one (1) mm in width and four (4) mm in length.

- 41.4.6 There will be two types of circular target faces namely 40 cm and 25 cm in diameter. Competitors may shoot at triple partial face targets for indoor rounds in which case one bolt will be shot into each face (**mandatory for World Championships**). Bolts lodged in the target outside the printed scoring zones will not score.
- 41.4.7 Where Multicoloured partial target faces are used, the face comprises of the 10, 9, 8, 7, 6 and 5 scoring zones only. These may be arranged in triangular or vertical order providing that they are the same for all competitors using them.
- 41.4.8 Where HiVis partial target faces are used, the face comprises of the 10, 9, 8, 7 and 6 scoring zones only. These may be arranged in triangular or vertical order providing that they are the same for all competitors using them.
- 41.4.9 Competitors will be provided with their own individual target face. Where more than one (1) face is used on a target butt, each face will be affixed with the target number to indicate the assigned target face to the competitors. The numbers will be fixed just above the face and be clearly visible from the shooting line.
- 41.4.10 The target face will be affixed to the target butt in such a manner that the face cannot move or contract when hit by a bolt.
- 41.4.11 Target faces may be made of paper, cloth or any other suitable material. All faces will be uniform and of the same material.

Tolerances of measurement

Zone	Diameter in cm 25cm Face	Diameter in cm 40cm Face	Tolerance +/- in mm
Outer 10	2.5	4	1
9	5	8	1
8	7.5	12	1
7	10	16	3
6	12.5	20	3
5	15	24	3
4	17.5	28	3
3	20	32	3
2	22.5	36	3
1	25	40	3

Scoring values and Specifications for multi coloured Faces

Scoring Values	Colours	Pantone Scale
10	Yellow	107U
9	Yellow	107U
8	Red	032U
7	Red	032U
6	Light Blue	306U
5	Light Blue	306U
4	Black	Process Black
3	Black	Process Black
2	White	
1	White	

Refer to Appendix 11 Target Face.

- 41.5 Time Control Equipment
Refer Clause 39.4
- 41.6 Miscellaneous Equipment
Refer Clause 39.5
- 41.7 Shooting Control and Safety
Refer Clause 39.6
- 41.8 Order of Shooting and Timing Control
Refer Clause 39.7
- 41.9 Shooting
Refer Clause 39.8
- 41.10 Shooting Stance and Position
42.10.1 Refer clause 39.9
- 41.11 Scoring
42.11.1 Refer clause 39.10

SCHEDULE 2 - INDOOR ROUNDS**Indoor Target Rounds - Current**

	Number of Bolts at Each Distance			
	Total	Distance (m)		Possible
		Bolts	2518	
Score				
TC600/25 Indoor (18m)	60		60#	600
TC600/40 Indoor (18m)	60		60+	600
WCSA 600 Indoor (25m)	60	60+		600
Combined WCSA Indoor	120	60+	60+	1200

Legend: # = 25cm diameter target face

 + = 40cm diameter target face

The World Indoor Target Championships comprises the TC600/25 and the TC600/40 Indoor (18m) Target Round
(refer Section 1 clause 2.3)

SECTION SIX

INDOOR MATCH-PLAY

42 INDOOR MATCH-PLAY

Indoor Match-Play Shooting (Individual and Team) will be conducted inside any suitably sized building (fixed or temporary) such as an indoor basketball court, warehouse or marquee. Indoor Match-Play events are protected from changing weather conditions.

42.1 General Information

42.1.1 Distance: 18m

42.1.2 Ends: 3 ends X 3 bolts per end per Match

42.1.3 A shooting time limit will be applied, such time limit will be;

For the Elimination Matches:

Target and Medieval – 150 seconds for three (3) bolts.

Standard and Freestyle - 240 seconds for three (3) bolts.

For the Medal Matches:

Target and Medieval – 50 seconds for one (1) bolts alternate shooting.

Standard and Freestyle - 80 seconds for one (1) bolt alternate shooting.

42.1.4 Practice: 2 ends x 3 bolts in 5 minutes only at the start of the match-play competition.

42.1.5 Eliminations: Start with required number of competitors/Teams, all shoot together and score - cut in half, all shoot together and score, continue until the Medal Matches quantity is reached

42.1.6 Medal Matches

Bronze Medal; two (2) competitors/teams (losers from semi) (1 match), competitors/Teams in each match preferably shoot A & B detail alternately but if time is short they may shoot together, scoring and bolt collection done by Judges and Competitors/Teams Agents with Runners to return bolts to competitors. The competitors do not move up to the targets.

Gold & Silver Medal; two (2) competitors (winners from semi) (1 match), competitors shoot A & B detail alternately, scoring and bolt collection done by Judges and Competitors/Teams Agents with Runners to return bolts to competitors. The competitors do not move up to the targets.

A & B details; are determined by the Judge tossing a coin and the higher ranked competitor/Team making the call. The winner of the toss makes the decision whether to shoot first (A) or second (B).

Competitors/Teams Agent; The Competitor/Teams selects an agent to represent him/her/them at the target. Their duty is to act on behalf of the competitor/Team at the target by checking the score called and recorded is correct, to sign the score sheet on behalf of the competitor/Team, to mark the bolt holes and to pull the bolts from the target butt.

Officials required; one (1) Judge, one (1) Scorer, two (2) Bolt Runners (for returning bolts to competitors each end after the 1st end)

39.1.7 Match-play is a series of knock-out matches between two (2) competitors/Teams. The winner of each match moves to the next round and the loser leaves the competition. Finishing with the unbeaten competitor/Team being declared the winner. (refer Appendix 13, Match-play Chart)

42.1.8 **It is mandatory at World Championships** to start with the top sixteen (16) competitors/Teams in each division. Eight (8) if there are not enough competitors/Teams to make up the sixteen (16) and four (4) if there are not enough competitors/Teams to make up the eight (8). Any less than four (4) and the match-play competition for that division may be cancelled.

42.1.9 At any other competition the match-play may be conducted with more competitors/Teams but the number to start with must be capable of being halved each round until it reaches the final two (2) competitors/Teams in each of the Medal Matches. For example:- 256, 128, 64, 32, 16, 8, 4, 2.

42.1.10 All the rounds down to the matches with two (2) competitors/Teams are known as the Elimination Matches which may be shot all together in each round. The rounds with two (2) competitors/Teams are known as the Medal Matches and should be shot individually.

42.1.11 There will be **NO** makeup bolts shot and **NO** equipment failures allowed.

42.1.12 **Bolt holes in the target face must be marked** in case of pass throughs or bouncers.

42.1.13 In the Medal Matches the Judges call the score and the competitor's/Teams agent checks the score, draws the bolts, marks the bolt holes and signs the score sheet at the completion of the match.

42.1.14 The competitor's/Teams agent is appointed by the competitor.

42.1.15 The Competitors **DO NOT** move up to the targets during the Medal Matches.

42.1.16 A competitor/Team arriving after the appointed time for the start of their match will forfeit the match.

42.2 Range Layout

42.2.1 The direction of shooting will be selected to suit the venue layout in regard to safety and lighting.

42.2.2 The venue and the location of the targets will provide substantially equal conditions for all competitor's. All competitors/Teams will be accommodated on the same range.

42.2.3 The range will be squared off and will be accurately measured 18 metres from a point vertically beneath the centre (gold) of each target face to the shooting line along the ground. Tolerance on the distance will be +/- 15cm.

42.2.4 The targets will be set up at any angle between vertical and about 15 degrees back from the vertical. All targets will appear uniform.

- 42.2.5 Provision will be made for sufficient targets to allow for not more than two competitors/teams per target in the Eliminations and one competitor/team per target in the Finals.
 - 42.2.5.1 With one competitor/team per target the centre of the face will be 130cm (tolerance of measurement will not exceed +/- 5cm) above the floor. The face will be placed in the centre of the target butt (*refer Appendix 8, Target Butt*). The height of the centres of the faces in a line of target butts, on the range should look straight at all times.
 - 42.2.5.2 With two competitors/teams per target (two face setup) the centre of the faces will be 130cm - tolerance of measurement will not exceed +/- 5cm) above the ground as measured vertically from the floor. Each of the faces will be placed in its half of the target butt (*refer Appendix 8 Target Butt*) and the minimum distance between the scoring zones of the faces will be 1cm. The height of the centres of the faces in a line of target butts, on the range should look straight at all times.
- 42.2.6 Targets butts will be spaced such that there is at least 1.5 metres per competitor per target butt.
- 42.2.7 A point on the shooting line directly opposite each target face will be marked and there will be a number corresponding to that target face positioned 2 metres in front of the shooting line.
- 42.2.8 Shooting lanes will be at right angles to the shooting and target lines, the width of each being sufficient to accommodate all the competitor's on each target butt in each lane which may contain one, two or three butts. Lanes may be marked on the floor from the shooting line to the target line.
- 42.2.9 A target line will be marked on the ground at the 18 metre distance, parallel to the shooting line
- 42.2.10 A waiting line should be indicated at least five metres behind the shooting line where possible
- 42.2.11 An equipment area will be from the waiting line, to a line 2 metres behind the waiting line.
- 42.2.12 A spectator line should be indicated at least ten metres behind the waiting line,
- 42.2.13 The field should, be marked or roped-off and only competitor's taking part in the event and persons otherwise authorised will be allowed to enter. Spectators will be outside of the Spectator Barriers at all times.
- 42.2.14 At World Championships suitable safety blinds may be erected at each end of the target line approx 3 metres out from and 2 metres in front of the end targets. They will be constructed big enough and strong enough to accommodate all Judges, Scorers and Runners, who are required at the targets, in safety and without bolt penetration.
- 42.2.15 Suitable barriers must be erected around the range to keep spectators back. These barriers will be at least 15 metres away from the ends of the target line and may, if desired, reduce in a straight line to a minimum of 5 metres away from the ends of the Shooting Line. The barriers will be at least 10 metres behind the waiting line and as far beyond the target line to prevent members of the public passing behind the target butts.
- 42.2.16 Traffic lights are to be placed on both sides of the field and, if necessary, in a clear lane in the centre of the target butts so that both right and left handed competitors will be able to see them. They are to be placed in front of the shooting line on each side of the field and in the clear lane at any distance, as long as they are clearly visible to all competitors on the shooting line.
- 42.2.17 A layout for World Outdoor Match-play Championships Tournaments which can be adapted for Indoor Match-play is shown in Appendix 12a, Outdoor Match-play Ground Layout.
- 42.2.18 A layout for Team World Outdoor Matchplay Championships Tournaments which can be adapted for Indoor Match-play is shown in Appendix 12b.
- 42.3 Venue Equipment
 - Refer to Clause 39.2
- 42.4 Target Faces
 - Refer to Clause 39.3
- 42.5 Time Control Equipment
 - Refer to Clause 39.4
- 42.6 Miscellaneous Equipment
 - Refer to Clause 39.5
- 42.7 Shooting Control and Safety
 - Refer Clause 39.6
- 42.8 Order of Shooting and Timing Control
 - Refer Clause 39.7
- 42.9 Shooting
 - 42.9.1 Practice will be 3 ends x 3 bolts in 5 minutes only at the start of the match-play competition.
 - 42.9.2 A bolt will not be deemed to have been shot if:
 - a) the competitor can touch it with his/her bow without moving his/her feet from their position in relation to the shooting line, in which case another bolt may be shot in its place.
 - b) the target face or buttress falls over (in spite of having been fixed and pegged down to the satisfaction of the Judges In this case, the Judges will take whatever measures they deem necessary and compensate adequate time for shooting the relevant number of bolts. If the buttress only slides down it will be left to the Judges to decide what action to take, if any.
 - 42.9.3 There will be NO time allowance for an equipment failure. It will be up to the competitor to have their equipment in good order and/or spare equipment on immediate standby near them on the waiting line.

- 42.10 Shooting Stance and Position
 - 42.10.1 Refer clause 39.9
- 42.11 Scoring
 - Refer Clause 39.10

SECTION SEVEN

**FOREST ROUND
BUSHLAND ROUND**

43 THE RANGE

The Forest and Bushland Rounds will be conducted in a suitable forest or wooded area. The course will avoid where possible any man-made structures above ground level.

43.1 Course Layout

- 43.1.1 WCSA Forest and Bushland courses will be laid out so that the shooting pegs and targets can be reached without undue difficulty, personal hazard or waste of time. Targets will be laid out in such order as to provide a maximum variety and the best use of the available terrain.
- 43.1.2.1 WCSA sanctioned Forest events will be conducted using WCSA approved paper animal faces with two (2) scoring zones only. Mixing target face styles is not permitted.
- 43.1.2.2 WCSA sanctioned Bushland events will be conducted using standard World Archery (WA) Field faces (Black and Yellow) only. Mixing target face styles is not permitted.
- 43.1.2.3 The World Crossbow Shooting Association - Forest and Bushland rounds will consist of twenty four (24) targets set at UNMARKED distances from a minimum of five (5) metres up to a maximum of sixty (60) metres for Target, Standard and Freestyle Crossbows and five (5) metres up to forty five (45) metres for Medieval Crossbows. *Refer to clause 43.5.10 for target groups and distances.*
- 43.1.3 Two (2) pegs will be placed approximately one (1) meter apart at each target shooting distance so that two competitors may shoot together, one from either side.
- 43.1.4 All pegs must be numbered with the number of the corresponding target
- 43.1.5 Distance tolerance from peg to target will not exceed +/- 15 cm on distances of 20 metres or less, and will not exceed +/- 30 cm on distances greater than 20 metres. All distances will be measured in the air.
- 43.1.6 The buttresses will provide for a margin of at least 1 cm outside the lowest scoring zone(s) placed upon it. In all cases, regardless of the slope of the terrain, the buttress should be located reasonably vertical, and none of the face will be obscured from the shooters' line of sight.
- 43.1.7 All targets will be numbered sequentially. The numbers will be no less than 20 cm tall and will be yellow on black or black on yellow alternating targets and will be located within the approach to the pegs for the targets. They will also serve as a holding point for those competitors waiting to shoot.
- 43.1.8 Faces will not be placed over any larger face
- 43.1.9 Clearly visible direction signs indicating the route from one target to the next target must be located at strategic intervals to ensure safe movement and easy communication along the course.
- 43.1.10 Suitable barriers and signs will be placed around the course, where necessary to keep spectators and non-competitors at a safe distance, without unnecessarily obstructing their view of the shooting.
- 43.1.11 Only those people with the appropriate accreditation will be allowed on the course. Team Managers and other officials are not allowed on the course.
- 43.1.12 Championship courses should be newly laid-out and un-shot.
- 43.1.13 Courses must be ready for inspection by the Judges' Commission no later than two (2) days before the competition shooting is due to commence.
- 43.1.14 Course laying
 - 43.1.14.1 Because WCSA Forest Round and Bushland courses use natural terrain with trees and shrubs in the course layout, it is usually only the immediate vicinity which is in view. Therefore maximum safety precautions must be taken, both in the layout and in the shooting.
 - 43.1.14.2 Consider the path to and from the shooting pegs and targets and clearly mark them. Ensure that possible lines of bolt flight will not endanger competitors or spectators.
 - 43.1.14.3 Where possible, do not allow any path or another shooting stand to be visible from any other shooting stand, even if it is considered out of range.
 - 43.1.14.4 Consider the spectators when positioning buttresses. Targets must not be placed where a stray bolt could endanger the public.
 - 43.1.14.5 Targets should never be placed on the brow of a hill, where the landing of overshoots cannot be determined.
 - 43.1.14.6 When laying out the course, ensure that safe flight path is available for both left and right handed shooters, for light and heavy bows and for short and tall Arbalists.
 - 43.1.14.7 Course laying is an acquired skill. Organisers are advised to enlist the services of an experienced Field course layer when setting out a course for the first time.

43.2 Miscellaneous Equipment

The equipment outlined below is mandatory for WCSA Championships and is recommended for other important tournaments.

- 43.2.1 Registration numbers to be worn by each competitor.
- 43.2.2 Equipment such as Field Telephones, two way radios and the like are necessary for communication between officials.
- 43.2.3 A score board or some other such device with the competitor's name and/ or target number 1A, 1B may be used for displaying progressive total scores after each day's shooting.

43.3 Shooting Control and Safety

- 43.3.1 A competitor may not span or load a crossbow with a bolt, except when standing at the shooting peg.
- 43.3.2 While shooting is in progress only those competitors whose turn it is to shoot may be at the shooting peg. All other competitors will remain at the holding position (Target number) with their equipment.

- 43.3.3 After a competitor has shot his/her bolts, he/she will retire to the holding position (Target number) with his/her equipment.
- 43.3.4 No competitor or other person may touch the tackle of another without the latter's consent.
- 43.3.5 A competitor will not be disturbed or approached during shooting except in an emergency.
- 43.3.6 No competitor will approach a target or go forward of the shooting peg unless all the competitors in the group have finished shooting the required number of bolts for that target.
- 43.3.7 To ensure the proper conduct of a tournament and in the interests of safety, the Judges may request a competitor to change his/her shooting position on the line or join another target group. If the competitor considers the Judges' request to be unreasonable his/her appeal to the Jury of Appeal will be heard prior to any change in position.
- 43.3.8 Any remark or action made that may cause annoyance or confusion to a competitor or may detract from his/her concentration is un-sportsmanlike and is not allowed. The Judge(s) will first caution the offender, and if the offence is repeated, may direct him/her to withdraw from the event.
- 43.3.9 In the event of a competitor not being satisfied with a ruling given by the Judges, he or she may, except as provided for in clause 43.3.10, appeal to the Jury of Appeal according to clause 27. Trophies or prizes which may be affected by a dispute will not be awarded until the Jury ruling has been given.
- 43.3.10 Should a target face become unreasonably worn or otherwise disfigured, or should there be any other complaint about range equipment, A competitor or his/her Team Manager may appeal to the Judges to have the defective item replaced or remedied.

43.4 Order of Shooting and Timing Control

- 43.4.1 Competitors will shoot in groups of no more than four (4), but never less than three (3). Should the number of competitors exceed the course capacity, additional groups will be formed and placed on the course as convenient. Groups will be assigned by drawing competitor names from a container, provided that there are no more than two competitors from one country in the same group. The group assignment will be made by the Organising Committee.
- 43.4.2 Competitors will wear registration numbers and be allocated targets and shooting positions indicating the order of shooting in each group. Shooters will be designated 1A, 1B, 1C, 1D, 2A, 2B, 2C, 2D, etc.
- 43.4.3 Each group will shoot in details, rotating as follows:
 - 43.4.3.1 For a four person group, two competitors will shoot at the peg, one on either side, rotating: first target AB-CD, the next target CD-AB then alternating for the remainder of the course.
 - 43.4.3.2 For a three person group, the order will be: AB-C, C-AB, AB-C, etc.
- 43.4.4 The shooting position will be with both feet behind an imaginary straight line parallel to the target face, with one of the archer's feet within 30cm of the post. The imaginary line will be 1 metre in length each side of the post and be parallel to the target face.
- 43.4.5 Competitors will shoot two (2) bolts at each target. Both bolts will be scored according to clause 43.8.8.
- 43.4.6 Shooting at Group 4 faces:

For the first detail the competitor on the left will shoot at the top left hand face and the competitor on the right will shoot at the top right hand face. For the second detail, the competitor on the left will shoot at the bottom left hand face and the competitor on the right will shoot at the bottom right hand face.
- 43.4.7 Shooting at Group 3 faces:

The competitors on the left will shoot at the face on the left or top face and the competitors on the right will shoot at the face on the right or lower face.
- 43.4.8 Competitors will shoot only one shot from each peg either in a walk-up or fan format.

Walk-up shots have two (2) pegs at different distances and one bolt is shot from each peg starting at the peg farthest away from the target and moving forward to the next peg for the second shot.

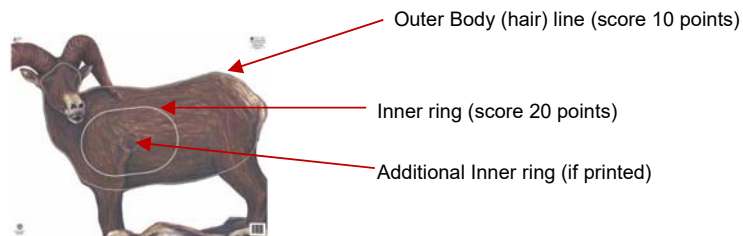
Fan shots have two (2) pegs set at the same distance but spaced out sideways starting with the competitors making the first shot from the left peg and then moving to the right to the next peg for the second shot.
- 43.4.9 Groups will be assigned to start simultaneously from various targets and will complete the round at the target previous to one at which they started. Additional groups assigned to a target will wait until the primary group on that target has shot and scored their bolts before proceeding. Groups will be spaced out so as to avoid "bunching". Where there are more groups than target starting positions, the extra groups will be queued on target one (1) and started by a Judge.
- 43.4.10 In the case of equipment failure, the order of shooting may be changed temporarily. In any event no more than thirty (30) minutes will be allowed to repair any problem. The other competitors in the group will shoot and score their bolts before allowing any following groups to shoot through. If the repair is completed within the time limit, the competitor affected may make up any bolts remaining to be shot at that target.
- 43.4.11 Competitors in a group may allow other groups to "shoot through", provided that the Organisers or the Judges are notified.
- 43.4.12 A time limit of four (4) minutes for two (2) bolts per target per competitor will be allowed from the time the competitor takes his or her position at the first peg, which he or she will do as soon as it becomes available. Judges are required to time a competitor or a group who are causing undue delay in the competition. A Judge, having observed a competitor exceeding the time limit, will caution him or her by a signed note on the scoresheet, indicating the time of the warning. For a second or subsequent warning

during that stage of the competition, the competitor's highest scoring bolt at the target will be forfeited.

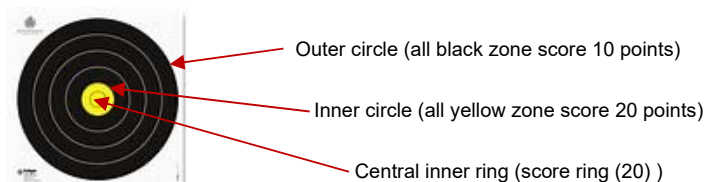
- 43.4.13 The time limit may be extended in exceptional circumstances.
- 43.4.14 Time warnings will not be carried over from one stage of the competition to the next.
- 43.4.15 Following the completion of the course by the first group, a ninety (90) minute time limit will apply to all groups remaining on course. At the end of the ninety (90) minute period, the course/shoot will be closed and all remaining groups on course will be escorted from the course by the judges. (refer clause 43.4.13)

43.5 Target Faces and Distances

- 43.5.1 WCSA sanctioned Forest events will be conducted using WCSA approved paper animal faces with two (2) scoring zones only. Mixing Target face styles is not permitted.
- 43.5.2 The WCSA approved (NFAA faces recommended) paper animal faces will consist of pictures (photographs/drawings/painting) of animals and will be in such colours and contrast that people with normal eyesight can see them clearly under normal daylight conditions at the relevant distances in the various target settings. The pictures should be printed with a non-reflective matt medium on a matt white background. Coloured paper animal picture faces must be used in the World Championships.
- 43.5.3 The paper animal faces will have two (2) scoring rings, an outer body (hair) line and an inner ring. If a small additional inner ring is marked it will score the same as the inner ring.



- 43.5.4 The inner ring (heart/lung area being oval in shape) will score twenty (20) points and the small inner circle will score as a ring twenty. The ring twenty will only be used only for count back in the case of a tie.
- 43.5.5 The outer (hair) line must closely follow the body contour or if there is no line the outline of the animal will constitute this line will score ten (10) points. Anything outside of the outer (hair) line is non-scoring and marked as a miss (M).
- 43.5.6 The World Archery (WA) field faces will use the entire inner circle area (yellow) will score twenty (20) points and the central inner circle will score as a ring twenty (20). The ring twenty will only be used for count back in the case of a tie.
- 43.5.7 The entire outer circle area (black) will score ten (10) points. Anything outside of the outer circle(s) area is non-scoring and marked as a miss (M).



- 43.5.8 To score the bolt must be inside or touching the line marking the scoring zones. If two scoring zones are cut by the same bolt, the higher value will be awarded.
- 43.5.9 Bolt score values = full value of the scoring zone hit.
- 43.5.10 There will be (Forest and Bushland):
 - a) Group 4 faces to have four (4) faces fixed in the form of square (one (1) for each competitor).
 - b) Group 3 faces to have two (2) faces fixed either side by side or one above the other (one (1) face for two (2) competitor).
 - c) Groups 1 & 2 faces to have one (1) face. (used by all competitors).

Forest Animal Face groups and sizes

Target sizes (+ / - 30mm)	Inner ring size (+ / - 30mm)
Group One 710mm (28 inches) x 1020mm (40 inches)	228mm (9 inches) x 368mm (14.5 inches)
Group Two 570mm (22.5 inches) x 725mm (28.5 inches)	177mm (7 inches) x 267mm (10.5 inches)
Group Three 360mm (14.25 inches) x 570mm (22.5 inches)	115mm (4.5 inches) x 177mm (7 inches)
Group Four 285mm (11.25 inches) x 360mm (14.25 inches)	64mm (2.5 inches) x 92mm (3.625 inches)

Target group and distance variation

These tables indicate the number of targets at each group size and the distance variations allowed for the course per 12 target unit. Double this for the WCSA Forest Round and the Bushland Round. The spacing between targets is not specified, but must be such as to maintain safety.

No two shooting distance pegs for the same size target face are to be placed at the same distance.

Target, Standard Crossbow and Freestyle Crossbows

	Forest	Bushland	
Number of targets	Paper Animals	WA -FITA Field	Distance variation - metres
3	Group 4	20cm	5 - 20
3	Group 3	40cm	15 - 30
3	Group 2	60cm	25 - 45
3	Group 1	80cm	40 - 60

Medieval Crossbows

	Forest	Bushland	
Number of targets	Paper Animals	WA -FITA Field	Distance variation - metres
3	Group 4	20cm	5 to 15
3	Group 3	40cm	10 to 25
3	Group 2	60cm	20 to 35
3	Group 1	80cm	30 to 45

43.6 Shooting

- 43.6.1 Practice facilities will be made available to all competitors at the ground before commencement of the event and conducted under safety control.
- 43.6.2 When a round is shot over several days there will be practice facilities available at the commencement of each day.
- 43.6.3 A bolt will not be deemed to have been shot if:
 - a) the competitor can touch it, or would be able to touch it if the ground was reasonably level, with his/her bow without moving his/her feet from their position in relation to the shooting peg, in which case another bolt may be shot in its place. If another bolt is not available the competitor may retrieve his/her bolt with the Judges' permission.
 - b) the target face or buttress falls over. In this case, the Judges will take whatever measures they deem necessary and compensate adequate time for shooting the relevant number of bolts. If the buttress only slides down it will be left to the Judges to decide what action to take, if any.
- 43.6.4 Under no other circumstances will a bolt be re-shot.
- 43.6.5 Shooters will not discuss with one another the distances on unmarked courses.
- 43.6.7 In the event of equipment failure the competitor will step back off the shooting line (approx 0.5m) and call a Judge. The competitor will be allowed to shoot any make up bolts on that target after the equipment has been repaired/replaced before moving to the next target.
- 43.6.8 A broken crossbow may be replaced with a spare, provided that it has been passed for equipment inspection. In such cases a Judge will supervise the replacement or escort the shooter off the course, whichever is quicker.
- 43.6.9 Except as provided in clause 43.6.8, no shooter will leave the course until they have finished the round. Shooters will take all necessary food, drinks and spare equipment with them.
- 43.6.10 In the event of a competitor being unable to continue shooting because of an unexpected medical problem which occurs after the beginning of the shoot, no more than thirty (30) minutes will be allowed for medical personnel to determine the problem and decide whether or not the competitor is fit to continue competing unassisted.
- 43.6.11 Should a group be held up due to an equipment failure or medical problem they will complete that target, move to one side and allow other groups to pass until the problem has been rectified.
- 44.6.12 During the act of shooting, a competitor will be wholly behind the shooting peg.

43.7 Shooting Stance and Position

- 43.7.1 During the act of shooting the Forest and Bushland Round:
 - 1) For an Assisted Shooter, must shoot from a chair or stool in such a position that all of their body is behind the shooting line but not more than 300mm behind the Shooting line.

May only use a WCSA approved stand to support the weight of the crossbow. While being shot the bow cannot touch anything else, except the competitor to act as a steadier.
(Refer Appendix 14).

- 2) All other competitors will, by standing in an upright standing position with both feet behind the Shooting Line / Pegs but not more than 300mm behind the Shooting Line / Peg.
- 3) For Medieval Shooters, the Tiller (stock) shall be supported on the competitors shoulder and the bow arm may be straight or bent.

All crossbows must be supported wholly by the competitor. It cannot be supported on a stand (excluding Assisted) nor can any part of the bow touch something to act as a support or steadier. For Medieval this includes the side of the body and hip.

43.8 Scoring

- 43.8.1 Two competitors from each group will be designated as scorers. These will normally be those shooters designated A and B, and the score-sheets will be marked accordingly. Double scoring will be used.
- 43.8.2 Scoring will take place after all competitors in the group have shot their bolts.
- 43.8.3 Scorers will enter scores on the score-sheet starting at the first competition target scored and record in descending order the value of each bolt as called out by the competitor to whom the bolts belong. Other competitors in the group will check the value of each bolt called.
- 43.8.4 Scorers will compare their scores before the bolts are drawn. A mistake on the score-sheet discovered before the bolts are drawn, may be corrected (*refer clause 43.9.2*).
- 43.8.5 Neither the bolts or any target face will be touched until all bolts on that target buttress have been recorded and scores checked.
- 43.8.6 A bolt will be scored according to the position of the shaft on the face. Bolts shot in the wrong target will not score and recorded as a miss (**M**).
- 43.8.7 To score the bolt must be inside or touching the line marking the scoring zone. If two scoring zones are cut by the same bolt, the higher value will be awarded.
- 43.8.8 Bolt score values = full value of the scoring zone hit.
- 43.8.9 Should a fragment of the target face be missing, including the dividing line or if the dividing line is displaced by a bolt, then an imaginary continuation of the line will be used for judging the value any bolt which may hit that part of the target face.
- 43.8.10 Bolts imbedded in the buttress and not showing on the face may only be scored by a Judge.
- 43.8.11 All bolt holes to be suitably marked on each occasion when bolts are drawn from the target, bolts rebounding from or passing completely through the buttress will not be scored except as follows:
 - 43.8.11.1 If all the competitors in the group agree on the value of the bolt that has rebounded from or passed through, that bolt will be scored as the agreed value.
 - 43.8.11.2 If all the competitors in the group agree that a bolt has rebounded or passed through, but cannot agree on its value, then that bolt will be given the value of the lowest unmarked bolt hole that can be found on the target face concerned.
 - 43.8.11.3 If all the competitors in that group cannot agree that the bolt has rebounded from or passed through, then that bolt will not be scored and a Judge may be called.
- 43.8.12 A bolt hitting:
 - 43.8.12.1 Another bolt and remaining imbedded therein, will score according to the value of the struck bolt.
 - 43.8.12.2 Another bolt, and then hitting the target face after deflection, will score as it lies in the target.
 - 43.8.12.3 Another bolt, and then rebounding, will score the value of the struck bolt, provided that the damaged bolt can be identified.
 - 43.8.12.4 A target other than the competitor's own target face, will not score and marked as a miss (**M**).
- 43.8.13 Score Validation: At the completion of the course, score-sheets will be signed by the scorers and the competitor, denoting that the competitor agrees with the values of each bolt. If the scorer is participating in the shooting, his/her score sheet will be signed by another competitor in the same group. Competitors are responsible for the verification of their own score-sheets. Score-sheets will be legible and complete. Duplicates will not be issued for any lost, damaged or stolen score-sheets. Once the score-sheets have been handed in, they will not subsequently be changed. Any disagreement in scoring values between the score-sheets will be recorded at the lower value.
- 43.8.14 Any shooter who alters or knowingly falsifies a score-sheet without authorisation will be disqualified.

43.9 Questions, Disputes and Appeals

- 43.9.1 Any competitor may refer any questions about the value of a bolt in the target to a Judge before any bolts are drawn. The ruling of that Judge will be final.
- 43.9.2 A mistake on a score-sheet may be corrected before the bolts are drawn, provided that all competitors on the target agree on the correction. The correction will be witnessed and initialled by all the competitors on the target. Any other disputes concerning entries on a score-sheet will be referred to a Judge.

- 43.9.3 Should a target face become unreasonably worn or otherwise disfigured or should there be any other complaint about course equipment, a competitor or his Team Manager may appeal to the Judges' Commission before the next stage of the competition.
- 43.9.4 Questions concerning the conduct of the shooting or the conduct of a competitor will be lodged with the Judges before the next stage of the competition.

SECTION EIGHT

3D ROUND

44 THE RANGE

The 3D Round will be conducted in an outdoor forest or wooded area. The course will avoid where possible any man-made structures above ground level.

44.1 Course Layout

- 44.1.1 World Crossbow Shooting Association - 3D courses will be laid out so that the shooting pegs and targets can be reached without undue difficulty, personal hazard or waste of time. Targets will be laid out in such order as to provide a maximum variety and the best use of the available terrain.
- 44.1.2 WCSA sanctioned 3D Crossbow events will be conducted using 3D Animal Targets.
- 44.1.3 The World Crossbow Shooting Association - 3D Round will consist of twenty four (24) targets set at UNMARKED distances from a minimum of five (5) metres up to a maximum of fifty (50) metres for Target, Standard and Freestyle Crossbows and five (5) metres up to thirty (30) metres for Medieval Crossbows. *Refer to clause 44.5.6 for target groups and distances.*
- 44.1.4 There will be one peg placed at each shooting distance from the target. Each competitor will shoot one bolt only, one competitor at a time.
- 44.1.5 All pegs must be numbered with the number of the corresponding target.
- 44.1.6 All distances will be measured in the air.
- 44.1.7 All targets will be numbered sequentially. The numbers will be no less than 20 cm tall and will be clearly visible and will be located within the approach to the pegs for the targets. They will also serve as a holding point for those competitors waiting to shoot.
- 44.1.8 There cannot be any special marks on the buttress or foreground that could be classified as points of aim.
- 44.1.9 Clearly visible direction signs indicating the route from one target to the next target must be located at strategic intervals to ensure safe and easy communication along the course.
- 44.1.10 Suitable barriers and signs will be placed around the course, when and where necessary to keep spectators and non-competitors at a safe distance, without unnecessarily obstructing their view of the shooting.
- 44.1.11 Only those people with the appropriate accreditation will be allowed on the course. Team Managers and other Team Officials are not permitted on the course unless at the request of and escorted by a Judge.
- 44.1.12 Championship courses should be newly laid-out and un-shot.
- 44.1.13 Courses must be ready for inspection by the Judges' Commission no later than two (2) days before the competition shooting is due to commence.
- 44.1.14 Course laying
 - 44.1.14.1 Because WCSA 3D Round courses use natural terrain with trees and shrubs in the course layout, it is usually only the immediate vicinity which is in view. Therefore maximum safety precautions must be taken, both in the layout and in the shooting.
 - 44.1.14.2 Consider the path to and from the shooting pegs and targets and clearly mark them. Ensure that possible lines of bolt flight will not endanger competitors.
 - 44.1.14.3 Where possible, do not allow any path or another shooting stand to be visible from any other shooting stand, even if it is considered out of range.
 - 44.1.14.4 Consider the spectators when positioning buttresses. Targets must not be placed where a stray bolt could endanger the public.
 - 44.1.14.5 Targets should never be placed on the brow of a hill, where the landing of overshoots cannot be determined.
 - 44.1.14.6 When laying out the course, ensure that safe flight path is available for both left and right handed shooters, for light and heavy bows and for short and tall Arbalists.
 - 44.1.14.7 Course laying is an acquired skill. Organisers are advised to enlist the services of an experienced Field/3D Archery course layer when setting out a course for the first time.

44.2 Miscellaneous Equipment

The equipment outlined below is mandatory for WCSA Championships and is recommended for other important tournaments.

- 44.2.1 Registration numbers to be worn by each competitor.
- 44.2.2 Equipment such as Field Telephones, two way radios and the like which are necessary for communication between officials.
- 44.2.3 A score board or some other such device with the competitor's name and/ or target number (e.g. 1A, 1B) to be used for displaying progressive total scores after each day.

44.3 Shooting Control and Safety

- 44.3.1 A competitor may not span or load a crossbow with a bolt, except when standing at the shooting peg.
- 44.3.2 While shooting is in progress only the competitor whose turn it is to shoot may be at the shooting peg. All other competitors will remain at the holding position (Target number) with their equipment.
- 44.3.3 After a competitor has shot his/her bolts, he/she will retire to the holding position (Target number) with his/her equipment.
- 44.3.4 No competitor or other person may touch the tackle of another without the owner/users consent.
- 44.3.5 A competitor will not be disturbed or approached during shooting except in an emergency.

- 44.3.6 No competitor will approach a target or go forward of the shooting peg unless all the competitors in the group have finished shooting the required number of bolts for that target.
- 44.3.7 To ensure the proper conduct of a tournament and in the interests of safety, the Judges may request a competitor to change his/her shooting position or join another target group. If the competitor considers the Judges' request to be unreasonable his/her appeal to the Jury of Appeal will be heard prior to any change in position.
- 44.3.8 Any remark or action made that may cause annoyance or confusion to a competitor or may detract from his/her concentration is un-sportsmanlike and is not allowed. The Judge(s) will first caution the offender, and if the offence is repeated, may direct him/her to withdraw from the event.
- 44.3.9 In the event of a competitor not being satisfied with a ruling given by the Judges, he or she may, except as provided for in Clause 44.3.10 below, appeal to the Jury of Appeal according to Clause 27. Trophies or prizes which may be affected by a dispute will not be awarded until the Jury ruling has been given.
- 44.3.10 Should a target become unreasonably worn or otherwise disfigured, or should there be any other complaint about range equipment, a competitor or his/her Team Manager may appeal to the Judges to have the defective item replaced or remedied.

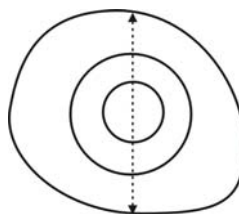
44.4 Order of Shooting and Timing Control

- 44.4.1 Competitors will shoot in groups of no more than four (4), but never less than three (3). Should the number of competitors exceed the course capacity, additional groups will be formed and placed on the course as convenient. Groups will be assigned by drawing competitor names from a container, provided that there are no more than two competitors from one country in the same group. The group and target assignment will be made by the Organising Committee.
- 44.4.2 Competitors will wear registration numbers and be allocated targets and shooting positions indicating the order of shooting in each group. Shooters will be designated 1A, 1B, 1C, 1D, 2A, 2B, 2C, 2D, etc.
- 44.4.3 To give each competitor a chance to shoot at a clear target, each group will shoot in the order rotating as follows:
 - 44.4.3.1 For a four (4) competitor group 1st target A,B,C,D – 2nd target B,C,D,A – 3rd target C,D,A,B, - 4th target D,A,B,C and continue rotating for the remainder of the targets.
 - 44.4.3.2 For a three (3) competitor group A,B,C, - B,C,A – C,A,B and continue rotating for the remainder of the targets.
- 44.4.4 Any shooting position (e.g. Standing, Kneeling or Lying) is acceptable but a majority of the body must be behind the Shooting peg and some part of the body must be touching the Shooting peg during the act of shooting.
- 44.4.5 Competitors will shoot one (1) bolt at each target from the shooting peg.
- 44.4.6 Groups will be assigned to start simultaneously from various targets and will complete the round at the target previous to one at which they started. Additional groups assigned to a target will wait until the primary group on that target has shot and scored their bolts before proceeding. Groups will be spaced out so as to avoid "bunching". Where there are more groups than target starting positions, the extra groups will be queued on the last target and started by a Judge.
- 44.4.7 In the case of equipment failure, the order of shooting may be changed temporarily. In any event no more than one period of twenty (20) minutes in a day's shooting will be allowed to repair any equipment failure problem. The other competitors in the group will shoot and score all their bolts in the Target before allowing any following groups to shoot through. If the repair is completed within the time limit, the competitor affected may make up any bolts remaining to be shot at that target.
- 44.4.8 Competitors in a group may allow other groups to "shoot through", provided that the Organisers or the Judges are notified.
- 44.4.9 A maximum time limit of two (2) minutes for one (1) bolt per target per competitor will be allowed from the time the competitor takes his or her position at the peg, which he or she will do as soon as it becomes available. Judges are required to time a competitor or a group who are causing undue delay in the competition. A Judge, having observed a competitor exceeding the time limit, will caution him or her by a signed note on the scoresheet, indicating the time of the warning. For a second or subsequent warning during that stage of the competition, the competitor's highest scoring bolt at the target will be forfeited. In exceptional circumstances the time limit may be extended by the Judges and/or Organising Committee.
- 44.4.10 Time warnings will not be carried over from one stage of the competition to the next.

44.5 Targets and Distances

- 44.5.1 For the WCSA 3D Round animal figures with three (3) critical/vital area scoring zones (inner critical/spot, critical and vital) will be used at unmarked distances. The very inner critical zone (also named spot) counts eleven (11) points, the critical zone ten (10) points, the vital zone eight (8) points and the body of the animal five (5) points (see Scoring 44.8.12)
- 44.5.2 Targets should be positioned so they are distinguishable and the critical/vital area scoring zone unobstructed.
- 44.5.3 The animal figure scoring zones will be that people with normal eyesight can see them clearly under normal daylight conditions at the relevant distances in the various target settings.
- 44.5.4 The target will have an inner ring Critical scoring zone and a Vital scoring zone, the other scoring zone will be the Body of the animal.
- 44.5.5 Targets not supplied grouped by the Manufacturer will be grouped into numbered groups using the

measurements listed in 44.5.6 and the method of measuring described below.



Take the measurement vertically through the centre of the scoring zones as indicated with the dotted line.

Compare this measurement with the measurements listed in 44.5.6 and group the target accordingly.

44.5.6 This table indicates the number of targets at each group size and the distance variations allowed for the course per twelve (12) target unit. Double this for the WCSA 3D Round twenty four (24) Targets). The spacing between targets is not specified, but must be such as to maintain safety.

TARGET CROSSBOW, STANDARD CROSSBOW AND FREESTYLE CROSSBOW			
Number of Targets	Group Number	Scoring Zone Size	Distance variation in metres
3 - 5	4	0 - 150mm (0-5 ⁷ / ₈ inches)	5 - 25
3 - 5	3	151 – 200mm (5 ¹⁵ / ₁₆ inches)	10 - 30
2 - 4	2	201 - 250mm (7 ²⁷ / ₃₂ - 27 ²⁷ / ₃₂ inches)	20 - 40
2 - 4	1	251 + mm (9 ⁷ / ₈ inches)	30 - 50
MEDIEVAL CROSSBOW			
3 - 5	4	0 - 150mm (0-5 ⁷ / ₈ inches)	5 - 15
3 - 5	3	151 – 200mm (5 ¹⁵ / ₁₆ inches)	10 - 20
2 - 4	2	201 - 250mm (7 ²⁷ / ₃₂ - 9 ²⁷ / ₃₂ inches)	15 - 25
2 - 4	1	251 + mm (9 ⁷ / ₈ inches)	20 - 30

44.6 Shooting

- 44.6.1 Practice facilities will be made available to all competitors at the ground before commencement of the event and conducted under safety control. The targets for practice may be butts with printed animal faces attached, set between the minimum five (5) metres and the maximum fifty (50) metres distances.
- 44.6.2 When a round is shot over several days there will be practice facilities available at the commencement of each day.
- 44.6.3 A bolt will not be deemed to have been shot if:
- the competitor can touch it, or would be able to touch it if the ground was reasonably level, with his/her bow without moving his/her feet from their position in relation to the shooting peg, in which case another bolt may be shot in its place. If another bolt is not available the competitor may retrieve his/her bolt with the Judges' permission.
 - the target falls over. In this case, the Judges will take whatever measures they deem necessary and compensate adequate time for shooting the relevant number of bolts.

Under no other circumstances will a bolt be re-shot.

- 44.6.4 Shooters will not discuss with one another the distances on the courses over the days of competition.
- 44.6.5 In the event of equipment failure the competitor will step back off the shooting line (approx 1m) and call a Judge, the other competitors in the group should take a note of the time. The remainder of the group complete the shooting and scoring of that target then stand to one side and allow other groups to pass. The competitor will be allowed a maximum of twenty (20) minutes from the time that they stepped back from the shooting line to make repairs and or replace broken equipment. Provided the repairs are completed within the twenty (20) minutes they are then permitted to shoot any make up bolts on that target before moving to the next target with the group. Should the repair not be completed within the

twenty (20) minutes, the other competitors in the group may then continue shooting the next targets. When the repairs are completed the competitor may rejoin the group but cannot make up any targets missed. **Only one (1) equipment failure is permitted in a day's shooting.**

- 44.6.6 A broken crossbow may be replaced with a spare, provided that it has been passed for equipment inspection. In such cases a Judge will supervise the replacement or escort the shooter off the course, whichever is the quicker.
- 44.6.7 Except, as provided in clause 44.6.8 or in an emergency, no shooter will leave the course until they have finished the round. Shooters will take all necessary food, drinks and spare equipment with them.
- 44.6.8 In the event of a competitor being unable to continue shooting because of an unexpected medical problem which occurs after the beginning of the shoot, no more than twenty (20) minutes will be allowed for medical personnel to determine the problem and decide whether or not the competitor is fit to continue competing unassisted.
- 44.6.9 Should a group be held up due to an equipment failure or medical problem they will complete that target, move to one side and allow other groups to pass until the problem has been rectified or the twenty (20) minute time allowed has passed.
- 44.6.10 During the act of shooting, a competitor will have some part of the body touching the shooting peg with the majority of the competitors body behind the peg.

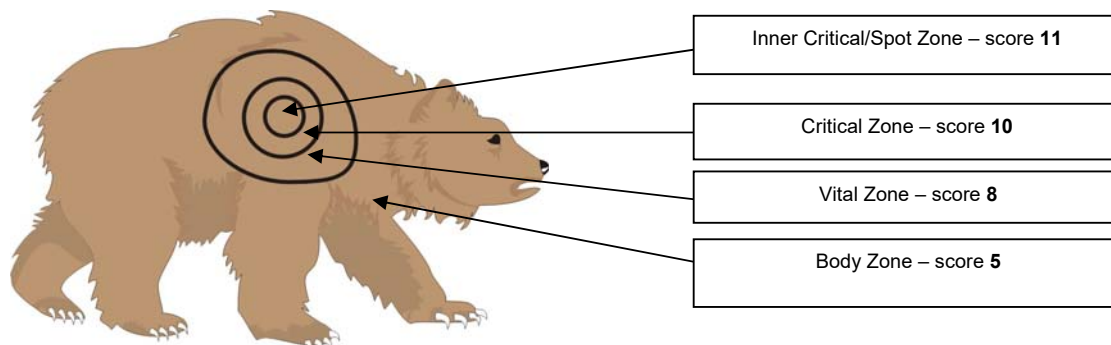
44.7 Shooting Stance and Position

- 44.7.1 During the act of shooting The 3D Round:
 - 1) For an Assisted Shooter, must shoot from a chair or stool in such a position that part of the chair or body is touching the shooting line / pegs.
May only use a WCSA approved stand to support the weight of the crossbow. While being shot the bow cannot touch anything else, except the competitor to act as a steadier. (Refer Appendix 14).
 - 2) All other competitors will, by standing in an upright position, kneeling or lying down having some part of the body touching the Shooting Line / Pegs.
 - 3) For Medieval Shooters, the Tiller (stock) shall be supported on top of the shooters shoulder and the bow arm may be straight or bent.

All crossbows must be supported wholly by the competitor. It cannot be supported on a stand (excluding Assisted) nor can any part of the bow touch something to act as a support or steadier. For Medieval this includes the side of the body and hip.

44.8 Scoring

- 44.8.1 Two competitors from each group will be designated as scorers. These will normally be those shooters designated as A and B, and the score-sheets will be marked accordingly. Double scoring will be used.
- 44.8.2 Scoring will take place at the target after all competitors in the group have shot their one (1) bolt.
- 44.8.3 Scorers will enter on the score-sheet alongside the correct number of the target the value of each bolt as called out by the competitor to whom the bolt belong. Other competitors in the group will check the value of each bolt called.
- 44.8.4 Scorers will compare their scores before the bolts are drawn. A mistake on the score-sheet discovered before the bolts are drawn, may be corrected. (refer clause 43.9.2).
- 44.8.5 Neither the bolts nor the target will be touched until all bolts on that target have been recorded and scores checked.
- 44.8.6 A bolt will be scored according to the position of the shaft in the target.
- 44.8.7 A bolt cutting or touching the line marking the edge of a higher scoring zone will be awarded the score of the higher zone
- 44.8.8 The very inner ring known as the inner Critical / Spot Scoring Zone will score eleven (11) points.
- 44.8.9 The inner ring known as the Critical Scoring Zone will score ten (10) points.
- 44.8.10 The outer ring known as the Vital Scoring Zone will score eight (8) points.
- 44.8.11 The rest of the Body of the Animal (not including horns, antlers, hooves) will score five (5) points, providing the bolt is held in the target.
- 44.8.12



- 44.8.13 Should a fragment of the target scoring zone line be missing then an imaginary continuation of the line will be used for judging the value any bolt which may hit that part.
- 44.8.14 Bolts completely imbedded in the buttress and not showing on the scoring side can only be scored either by a Judge or the total agreement of all the competitors in the group. In the scoring by all the competitors they must all initial the score sheet stating their agreement to the score given.
- 44.8.15 Bolts rebounding from or passing completely through the buttress will only be scored as follows:
 - 44.8.15.1 If the majority of competitors in the group agree on the value of the bolt that has rebounded from or passed through, that bolt will be scored as the agreed value.
 - 44.8.15.2 If the majority of the competitors in the group cannot agree that a bolt has rebounded or passed through or cannot agree on its value, then that bolt will be scored as a miss or a judge may be called for an independent decision.
- 44.8.16 A bolt hitting:
 - 44.8.16.1 Another bolt and remaining imbedded there-in, will score according to the value of the struck bolt.
 - 44.8.16.2 Another bolt, and then hitting the target after deflection, will score as it lies in the target.
 - 44.8.16.3 Another bolt, and then rebounding, will score the value of the struck bolt, provided that the damaged bolt can be identified.
 - 44.8.16.4 A target other than the competitor's own target, will not score.
- 44.8.17 Score Validation: At the completion of the course, score-sheets will be signed by the scorers and the competitor, denoting that the competitor agrees with the values of each bolt. If the scorer is participating in the shooting, his/her score sheet will be signed by another competitor in the same group. Competitors are responsible for the verification of their own score-sheets. Score-sheets will be legible and complete. Duplicates will not be issued for any lost, damaged or stolen score-sheets. Once the score-sheets have been handed in, they will not subsequently be changed. Any disagreement in scoring values between the score-sheets will be recorded at the lower value.
- 44.8.18 Any shooter who alters or knowingly falsifies a score-sheet without authorisation will be disqualified.

SECTION NINE

BENCH, KNEELING and PRONE ROUND

45 BENCH, KNEELING AND PRONE

Bench and Prone: Round BPR600/70

(For Target Crossbow, Standard Crossbow and Freestyle Crossbow)

- Distance: 70 m – measured from below the centre of target face to shooting line. All front supports and benches to be behind the shooting line.
- Target face: 40 cm multi coloured face, ten (10) zone scoring from centre out 10, 9, 8, 7, 6, 5, 4, 3, 2, 1.
- Competition: consists of twenty (20) ends of three (3) bolts = sixty (60) competition bolts.
- Categories: There will be two categories namely Bench and Prone with divisions for Target crossbow, Standard crossbow and Freestyle crossbow. (No separation between Men, Women, Junior and Senior and Assisted.)
- Equipment: Any crossbow and bolts which meet the WCSA requirements for a Standard, Freestyle, Medieval or Target crossbow.

Kneeling: Round KNR600/50 (For Medieval Crossbow)

- Distance: 50 metres – measured from below the centre of target face to shooting line. The shooters front foot must be on or behind the shooting line.
- Target face: 40 cm multi coloured face, ten (10) zone scoring from centre out 10, 9, 8, 7, 6, 5, 4, 3, 2, 1.
- Competition: consists of twenty (20) ends of three (3) bolts = sixty (60) competition bolts.
- Categories: There will be one categories namely Kneeling with one division.
(No separation between men, women, junior or senior).
- Equipment: Any Medieval crossbow and bolts which meet the WCSA requirements for a Medieval crossbow.

45.1 Range Layout

- 45.1.1 The shooting direction is preferably to be within +/- 20 degrees of north in the Northern Hemisphere and of south in the Southern Hemisphere.
- 45.1.2 The grounds and the location of the targets will provide substantially equal conditions for all competitor's. All competitors will be accommodated on the same range.
- 45.1.3 The range will be squared off and will be accurately measured to seventy (70) metres and fifty (50) metres from a point vertically beneath the centre (gold) of each target face to the shooting line along the ground. Tolerances on distances will be +/- 15cm.
- 45.1.4 The targets will be positioned so that the angle of the target face is anywhere between 0 - 15 degrees backwards, with all targets appearing uniform.
- 45.1.5 Provision will be made for sufficient targets to allow one competitor per target face. The centre of the face will not be higher than 130cm for Bench Rest Shooters and 80cm for Kneeling and Prone Position Shooters above the ground as measured from an estimated even ground level. The height of the centres of the faces in a line of target butts, on the range should look straight at all times for each shooting position.
- 45.1.6 Targets should be spaced so that each competitor has 1.5 metres of space on the shooting line.
- 45.1.7 A point on the shooting line directly opposite each target face will be marked and there will be a number corresponding to that target face positioned 2 metres in front of the shooting line.
- 45.1.8 A target line will be marked on the ground at fifty (50) metres and seventy (70) metres from the shooting line.
- 45.1.9 A waiting line should be indicated at least five (5) metres behind the shooting line.
- 45.1.10 A spectator line should be indicated at least ten (10) metres behind the waiting line.
- 45.1.11 The shooting range should be marked or roped-off and only competitor's taking part in the event and persons authorised will be allowed to enter.
- 45.1.12 Where the public has the right of access, suitable barriers must be erected around the range to keep spectators back. These barriers will be at least eighteen (18) metres away from the ends of the target line and may, if desired, reduce in a straight line to a minimum of ten (10) metres away from the ends of the Shooting Line. The barriers will be at least ten (10) metres behind the waiting line and as far beyond the target line set at the longest distance to prevent members of the public passing closer than sixty five (65) metres behind the target butts. The safety distance of sixty five (65) metres may be reduced when an adequate backstop, e.g. efficient netting, bank or similar device, is erected (not a hedge or penetrable fence). Such a backstop must be high enough to stop bolts, which have just missed the top of the butt. Consideration should be given to any distractions caused to the competitors by movement of people etc. behind the butts.
- 45.1.13 Timing lights may be placed on both sides of the field and, if necessary, in a clear lane in the centre of the target butts so that both right and left handed competitors will be able to see them. They are to be placed in front of the shooting line on each side of the field and in the clear lane at any distance shorter than thirty (30) metres, as long as they are visible to all competitors on the shooting line.
- 45.1.14 A recommended layout for World Championship Tournaments is shown in Appendix 7, Outdoor Target Ground Layout except there will only be one distance of fifty (50) metres and seventy (70) metres and no equipment line.

45.2 Venue Equipment

- 45.2.1 Targets (Buttresses)
The buttress will be large enough to accommodate the target face(s) with a minimum of 1cm extra all round the outside the outermost scoring zone(s), this will ensure that any bolt hitting the butt and just missing the outermost edge of the scoring zone remains in the butt. The butt is to be made from suitable material such that bolts will not ordinarily rebound from, pass through or be damaged by it.
- 45.2.2 The Butts will be secured in such a manner as to prevent them from being blown over or collapsing. Where possible care must be taken when a target face is placed on the butt, that bolts which may pass through the butt are not damaged by any support.
- 45.2.3 The target butt will be positioned so that the angle of the target face is anywhere between 0 - 15 degrees leaning back, with all targets for each shooting position appearing uniform.
- 45.2.4 A wind indicator flag will be fitted to each target, such flags will be of any light material and colour and will be positioned above the centre of each butt high enough to allow a clearance of a minimum of 5cm between the bottom of the flag strips and the top of either the buttress or the target number, whichever is the higher. (*refer Appendix 9, Wind indicator*).
- 45.2.5 Target faces will be numbered. The numbers will be of a size to be able to be easily read from the shooting line on a background large enough to accommodate them and will be black figures on a yellow background, alternating with yellow figures on a black background (eg. No. 1 black on yellow, No. 2 yellow on black, etc.). Target numbers will be affixed above the centre of each target face. (*refer Appendix 8, Target Butt*).
- 45.2.6 Benches and seats are the responsibility of the competitor but can be arranged and supplied by the organisers. They are to be stable and sturdy and the front of the bench is to be behind the shooting line. Kneeling and Prone shooters are to provide their own ground cover.

45.3 Target Faces

- 45.3.1 The standard face will be divided into five equal concentric coloured rings arranged from the centre outwards as follows; gold (yellow), red, light blue, black and white. Each ring will in turn be divided by a thin line into two zones of equal width, thus making ten scoring zones. Such dividing lines, and any dividing lines which may be used between colours, will be made entirely within the higher scoring zone in each case.
Any line marking the outmost edge of the white will be made entirely within the scoring zone.
The width of the thin dividing lines as well as the outermost line will not exceed 2mm.
The centre of the target face will be indicated by a small "+" (cross) the lines of which will not exceed 1mm in width and 4mm in length.
- 45.3.2 The target face will be 40cm in diameter (*refer Appendix 11, Target Face*).
- 45.3.3 Competitors will be provided with their own individual target face. Each face will be affixed with a number to indicate the assigned target face to the competitor. The numbers will be affixed as in rule 46.2.5.
- 45.3.4 The target face will be affixed to the target in such a manner that the face cannot move when hit by a bolt.
- 45.3.5 Target faces may only be those approved by the World Crossbow Shooting Association and licensed by the World Archery (WA).

Tolerances of measurement

Zone	Diameter in cm 40cm Face	Tolerance +/- in mm
10	4	1
9	8	1
8	12	1
7	16	3
6	20	3
5	24	3
4	28	3
3	32	3
2	36	3
1	40	3

Scoring values and Specifications

Scoring Values	Colours
10	Yellow
9	Yellow
8	Red
7	Red
6	Light Blue
5	Light Blue
4	Black
3	Black
2	White
1	White

45.4 Time Control Equipment

- 45.4.1 Acoustic and visual
 - 45.4.1.1 The Director of Shooting will control the start and end of each time limit with an audible device as well as digital clocks, lights, flags, plates and/or any other simple visual device when supplied additional to the audible signal referred to above.
 - 45.4.1.2 In the event of any difference between the audible signal and the visual time control equipment, the audible signal will take precedence
- 45.4.2 The following equipment can be used:
 - 45.4.2.1 Lights

The colours of the lights will be red, amber and green in that order with the red at the top. The lights must be synchronised and at no time will two different colours be on at the same time. The lights must be linked with the audible signal so that the first sound of the audible signal is simultaneous with the light turning red and the digital clock reaching zero.
 - 45.4.2.2 Digital Clocks

When timing is controlled by the use of digital clocks the figures on the clock will be a minimum of 20cm in height and must be able to be clearly read at a distance of one hundred (100) metres. They must be able to be immediately stopped and reset as may be required. The clock must function on a countdown principle. All other requirements, e.g. position, number, etc., will be the same as for lights.

When digital clocks and lights are used they must be synchronised. If there is a discrepancy between the digital clock and lights, the digital clock takes precedence
 - 45.4.2.3 Emergency Equipment

When the time limit is controlled by electrical equipment. Plates, flags or other simple manual devices visible to all competitors must be available in case the electrical equipment fails.

45.5 Miscellaneous Equipment

The equipment outlined below is recommended for important tournaments:

- 45.5.1 Registration numbers to be worn by each competitor.
- 45.5.2 A raised platform with seating facilities for the Director of Shooting.
- 45.5.3 Loudspeaker equipment at large tournaments.
- 45.5.4 Equipment such as Field Telephones, "walkie-talkies" two way radio and the like are most useful for communication between officials.
- 45.5.5 Sufficient chairs or benches behind the waiting line for all competitors, Team Captains, Judges and other officials.
- 45.5.6 A scoreboard for progressive totals after each end, for at least the first eight competitors.

45.6 Shooting Control and Safety

Refer Clause 39.6

45.7 Order of Shooting and Timing Control

- 45.7.1 A shooting time limit will be applied, such time limit will be up to a maximum of five (5) minutes. Any bolts not shot after this time will be lost. If any bolt is shot outside the time limit for an end, the competitor's highest scoring bolt for that end will be forfeited.
- 45.7.2 When the shooting is controlled by sound signals and Lights:
 - a) **RED** When the Director of Shooting gives (2) two sound signals for the competitors to occupy the shooting line the lights will remain red for the (10) ten second period.
 - b) **GREEN:** (10) ten seconds after the (2) sound signals the Director of Shooting will give (1) one sound signal for shooting to start and the lights will turn green.
 - c) **YELLOW:** When there is only (30) thirty seconds of the shooting time left the lights will turn yellow/orange, no sound signals are given.
 - d) **RED:** When the Time Limit has expired (3) three sound signals will be given to indicate that the shooting is to stop, even if all bolts have not been shot and competitors are to proceed to the targets to score and collect their bolts. Any competitor still on the shooting line when the signal is given must immediately, remove the bolt from the bow and un-span the crossbow (unlatch and lower the string).
- 45.7.3 When the Director of Shooting has ascertained that all competitors have completed shooting and retired behind the waiting line or the time limit has expired, three (3) sound signals will be given as the signal to proceed without undue haste to the targets to score, recover bolts, and return to the waiting line.
- 45.7.4 When all competitors are ready to shoot again the Director of Shooting will signal the start of the next end with two (2) blasts to move to the shooting line followed by one (1) blast to commence shooting. This method will continue until the round is completed.
- 45.7.5 When shooting is suspended during an end for any reason, the time limit will be adjusted according to the number of bolts remaining and the period of time permitted. eg: one hundred (100) seconds per bolt

45.8 Shooting

- 45.8.1 Two (2) ends of practice - two (2) x three (3) bolts in five (5) minutes will be made available to all competitors immediately before commencement of the first scoring end of the event and conducted under the control of the Director of Shooting.
- 45.8.2 When a round is shot over several days there will be practice available at the commencement of each day.
- 45.8.3 In the event of equipment failure the competitor will step back off the shooting line (approx. 1m) and at the same time call a Judge by holding a hand and arm in the air above the head. The competitor will be allowed a maximum of fifteen (15) minutes extra time to shoot any make up bolts, No extra time will be allowed in the case of a bolt defect (ie. Damagednock, loose vane etc.)
- 45.8.4 In the event of a competitor being unable to continue shooting because of an unexpected medical problem which occurs after the beginning of the shoot, no more than fifteen (15) minutes will be allowed for medical personnel to determine the problem and decide whether or not the competitor is fit to continue competing unassisted. The competitor will make up the appropriate number of bolts at the earliest opportunity under the supervision of the Director of Shooting but has a maximum of fifteen (15) minutes to do so.
- 45.8.5 In the event of a competitor leaving bolts on the ground or in the target, they may use others provided they inform a Judge before shooting. In such circumstances, a Judge will participate in the scoring of that end, making sure that the bolts which remained in the target are checked back to the competitor's score sheet before any bolts are withdrawn from the target.
- 45.8.6 Competitors will take spare bolts with them to the shooting line and will not leave the shooting line during their shooting time, except for reasons expressly permitted within these rules.

45.9 Shooting position

- 45.9.1 **Competitors** may shoot in the following positions, behind the shooting line:
 - 45.9.1.1 **PRONE** - lying prone on the ground with the crossbow supported on the ground.
Unless specified on the entry form and supplied by the Organising Committee, any ground protection is the responsibility of the competitor to organise or supply.
 - 45.9.1.2 **BENCH** - seated on a stool or chair with the crossbow supported on a stable bench or table.
Unless specified on the entry form and supplied by the Organising Committee, the Bench or table and seat are the responsibility of the competitor to organise or supply.
 - 45.9.1.3 **KNEELING** - (Medieval Only) with one knee on the ground and the other bent to form a support for the bow hand elbow of the shooter and the Tiller (stock) supported on top of the shooters shoulder.

At BPR600/70 and KNR600/50 World Championships it is a requirement that the Organising Committee must provide the benches, tables, chairs and ground covers on a request from a competitor (costs can be reclaimed from the competitors requesting), this does not apply to KNR600/50 and BPR600/70 Postal World Championships.

The competitors choice of position above must be notified to the Organisers on the entry form so they can plan the range.
- 45.9.2 The crossbow, (when shooting in any of the competitor's positions above) may be supported as listed below;
 - 45.9.2.1 **Prone** - With the front of the crossbow on a support and the rear of the crossbow by the competitor holding the butt against their shoulder.
 - 45.9.2.2 **Bench** - With the whole of the crossbow supported front and rear in a frame or on supports.
The bow must not be clamped or locked on/into any support except that bipods may be attached to the front of the crossbow. The use of supports such as sand bags or rifle type bench rest is permitted.
Competitors must supply their own crossbow supports, which may be fully adjustable.
 - 45.9.2.3 **Kneeling** - with one knee on the ground and the other bent to form a support for the bow hand elbow of the shooter and the Tiller (stock) supported on top of the shooters shoulder.

All Competitors (excluding Assisted) are to stand to span the crossbow. Then load it with the bolt when in the nominated shooting position with the crossbow pointed towards the target.

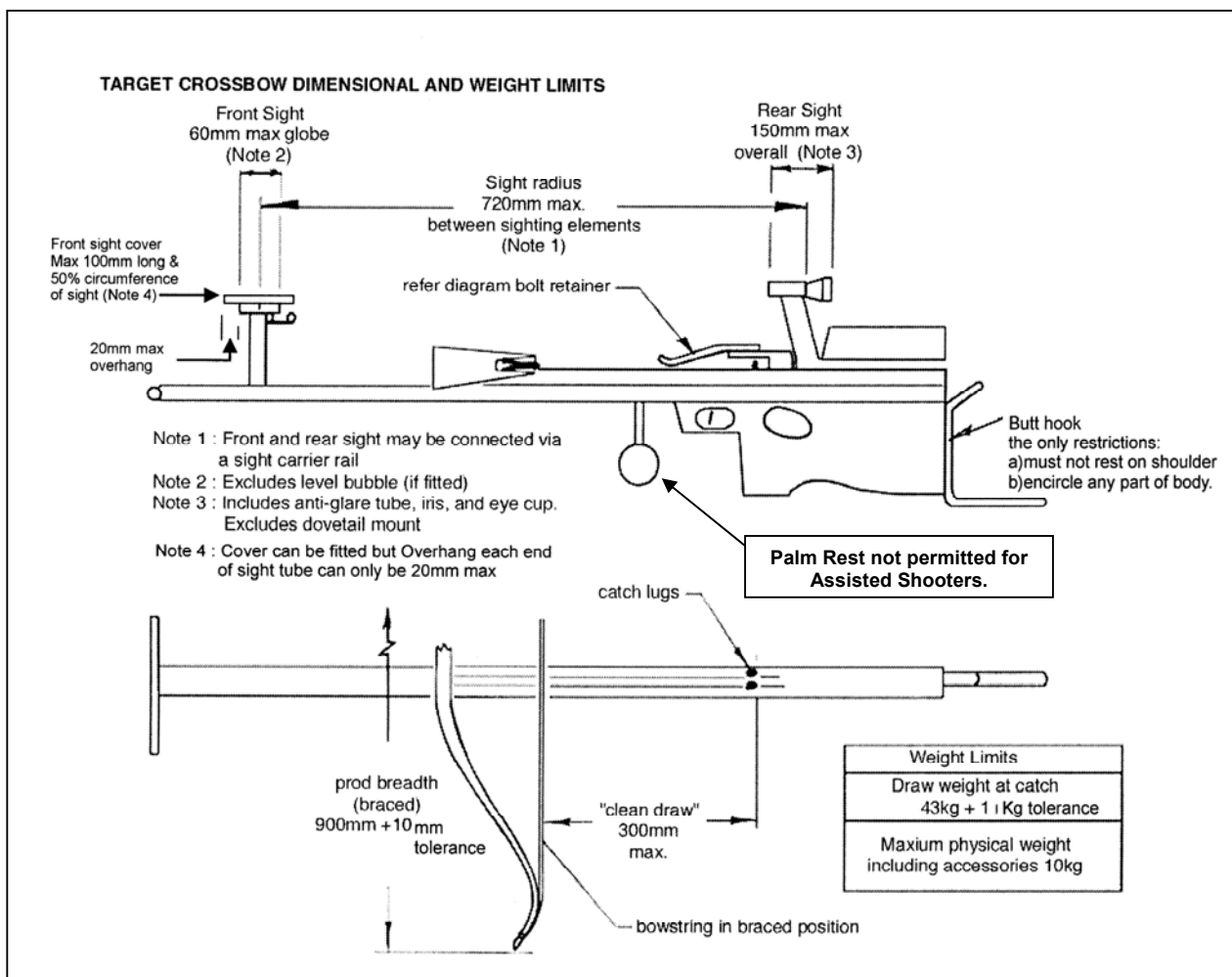
46.10 Scoring

Refer Clause 39.10

SECTION TEN

APPENDIX / DIAGRAMS

APPENDIX 1 – TARGET CROSSBOW



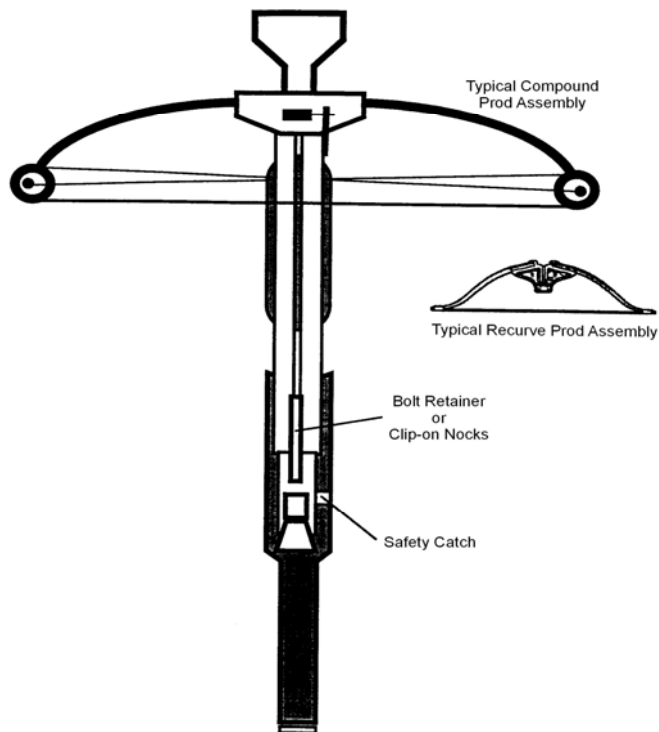
APPENDIX 2 – TYPICAL COMMERCIALLY PRODUCED SPORTING CROSSBOW



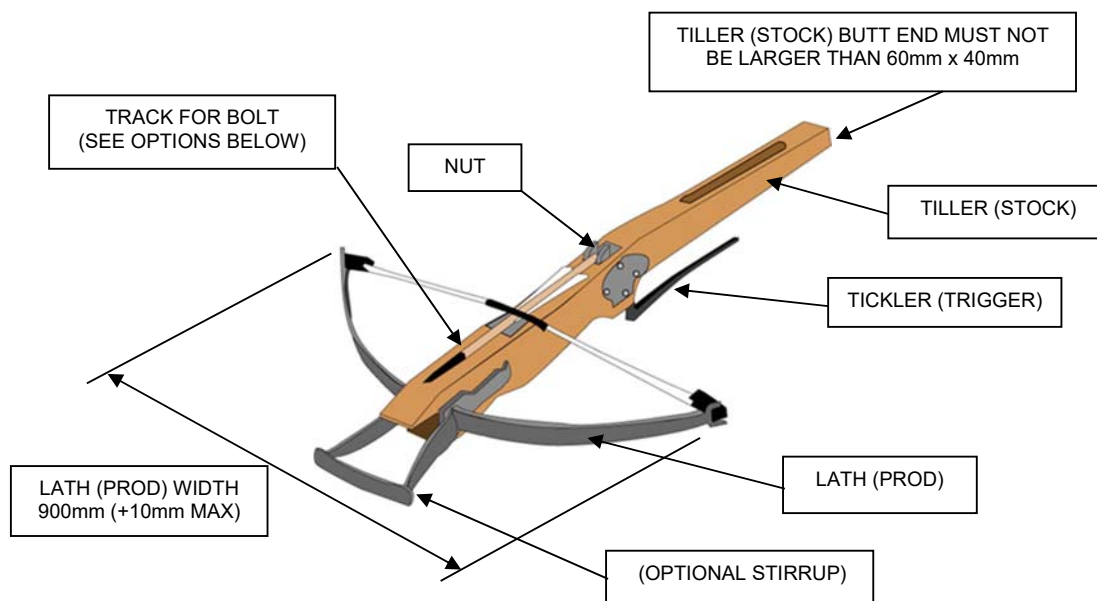
COMPOUND STYLE



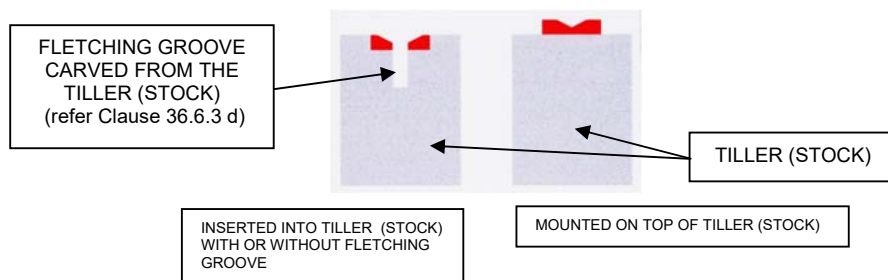
RECURVE STYLE



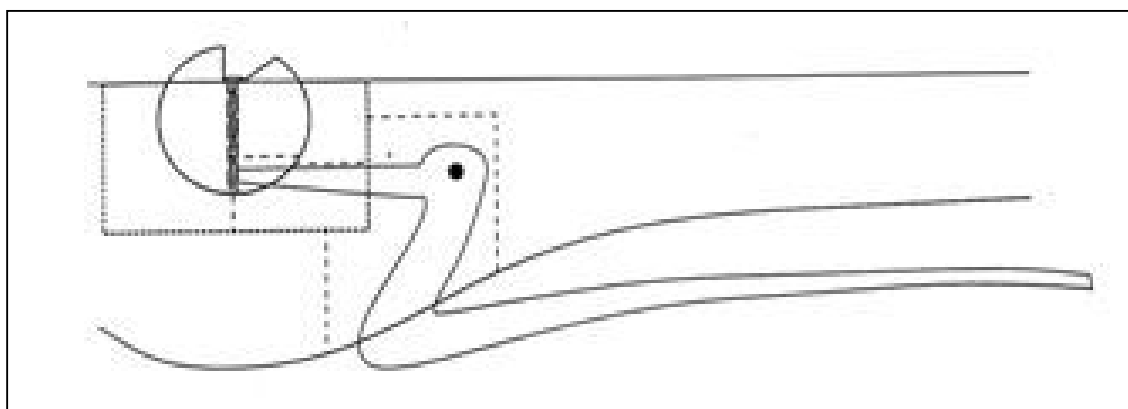
APPENDIX 3 – TYPICAL MEDIEVAL CROSSBOW



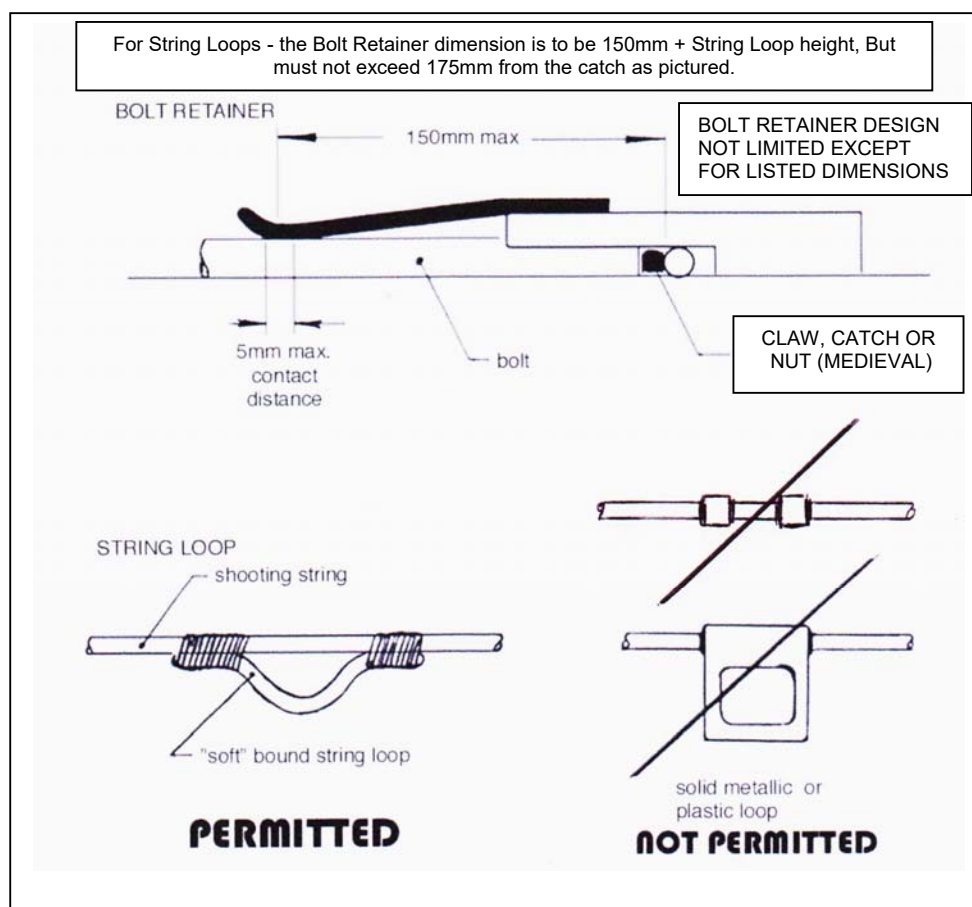
BOLT TRACK OPTIONS (REFER CLAUSE 36.6.3 c)



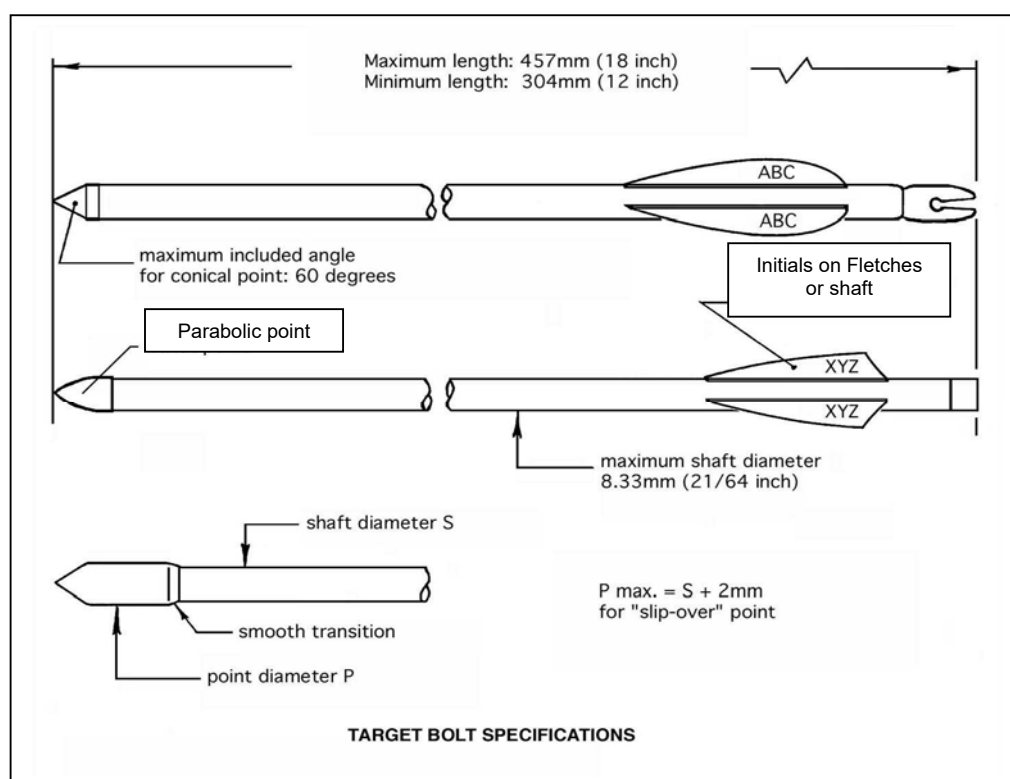
APPENDIX 4 – DIAGRAM OF MEDIEVAL CROSSBOW TICKLER (TRIGGER) MECHANISM



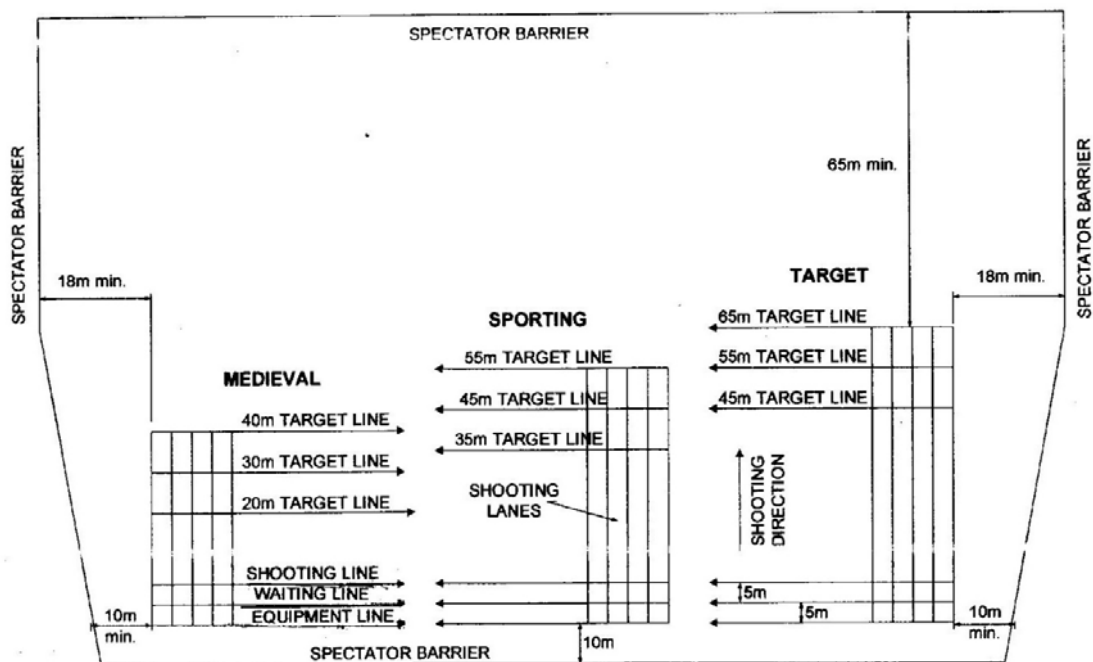
APPENDIX 5 - BOLT RETAINER AND STRING LOOP



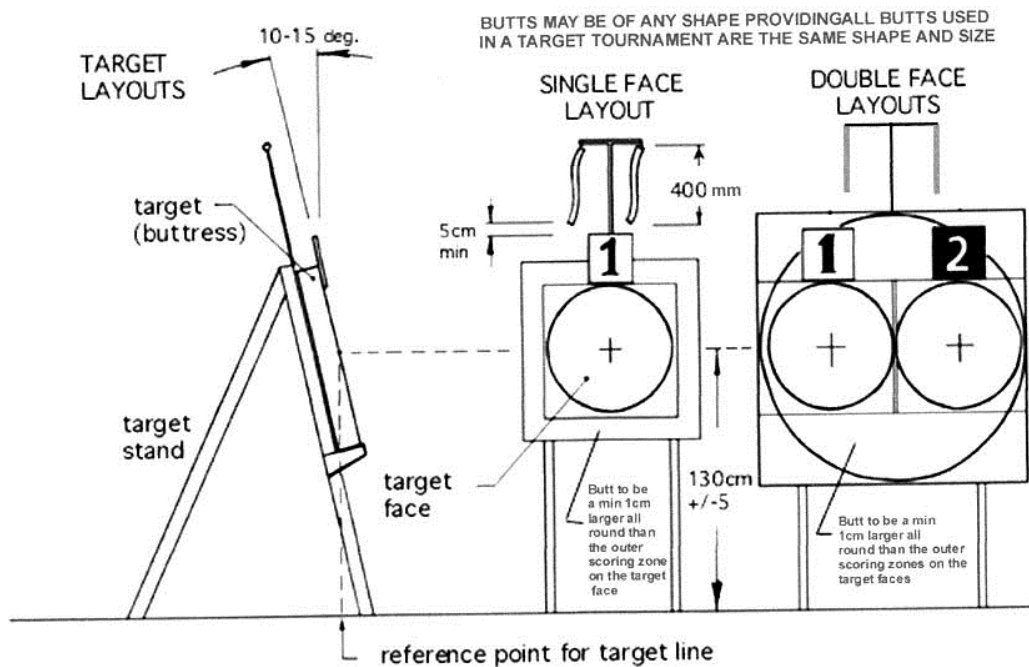
APPENDIX 6 – TARGET CROSSBOW BOLTS



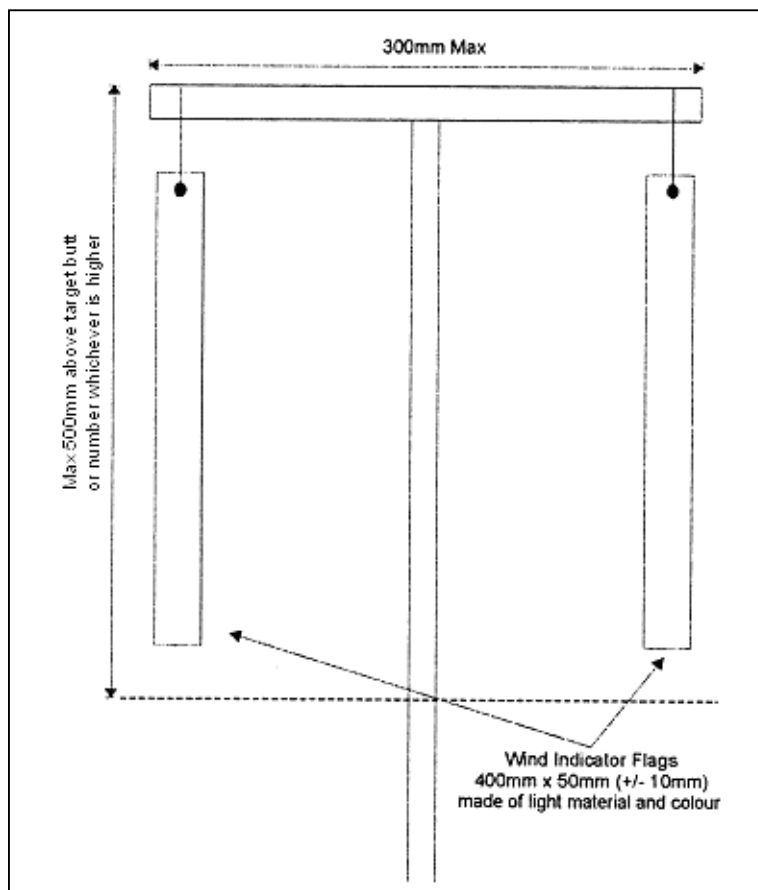
APPENDIX 7 - RECOMMENDED GROUND LAYOUT FOR WORLD OUTDOOR TARGET CHAMPIONSHIPS



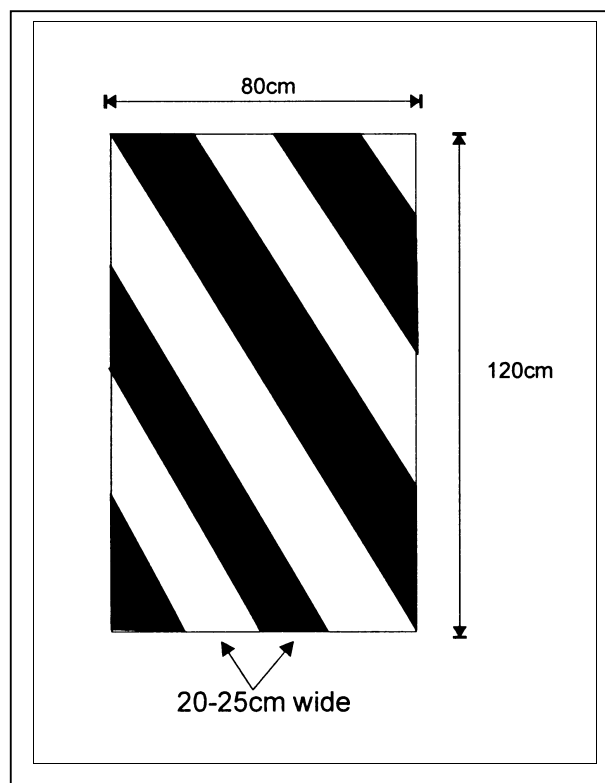
APPENDIX 8 - TARGET BUTT

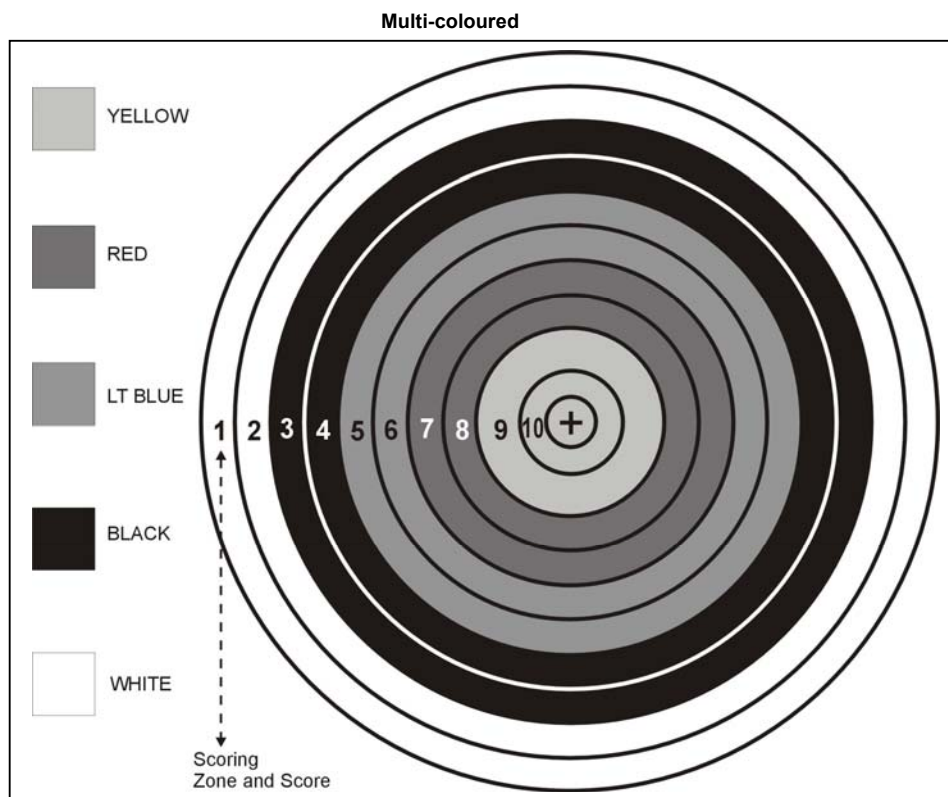


APPENDIX 9 – TARGET WIND INDICATORS (preferred Colour to be Yellow)



APPENDIX 10 – TARGET 30 SECOND TIMER PLATES





Typical Target and Indoor Target faces

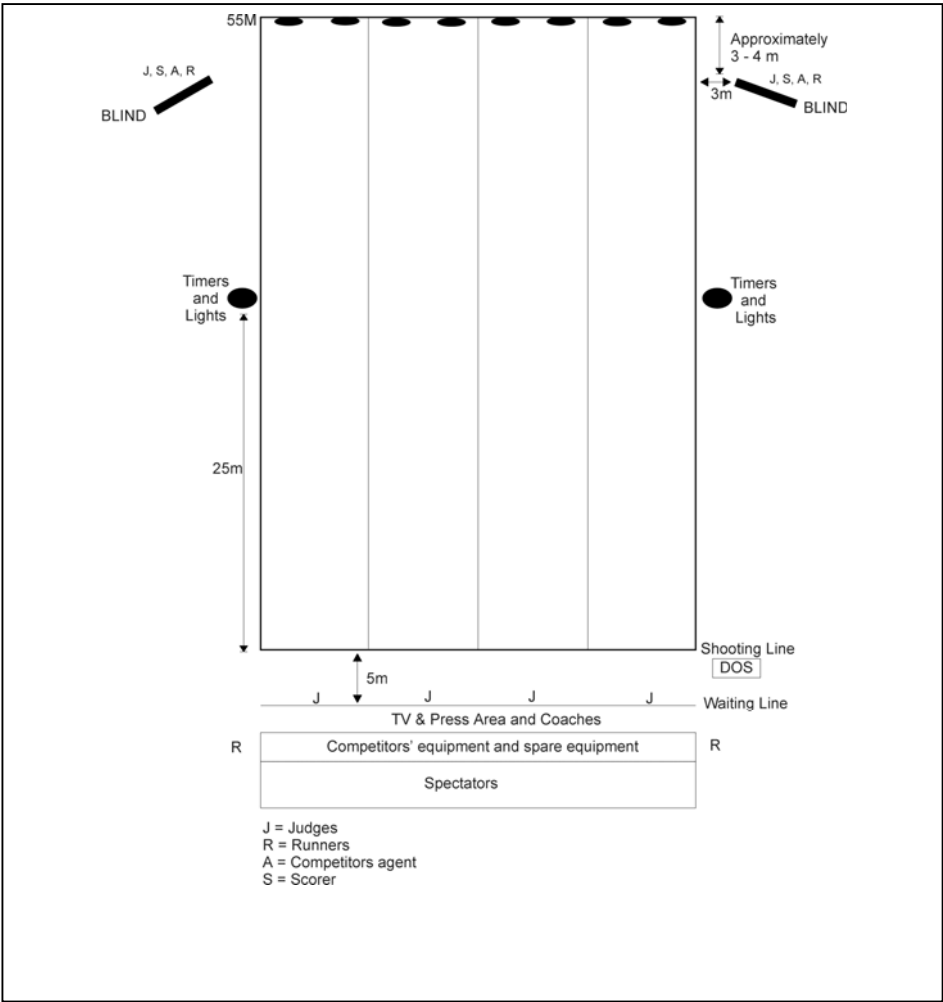


Typical Bushland and Forest Target faces

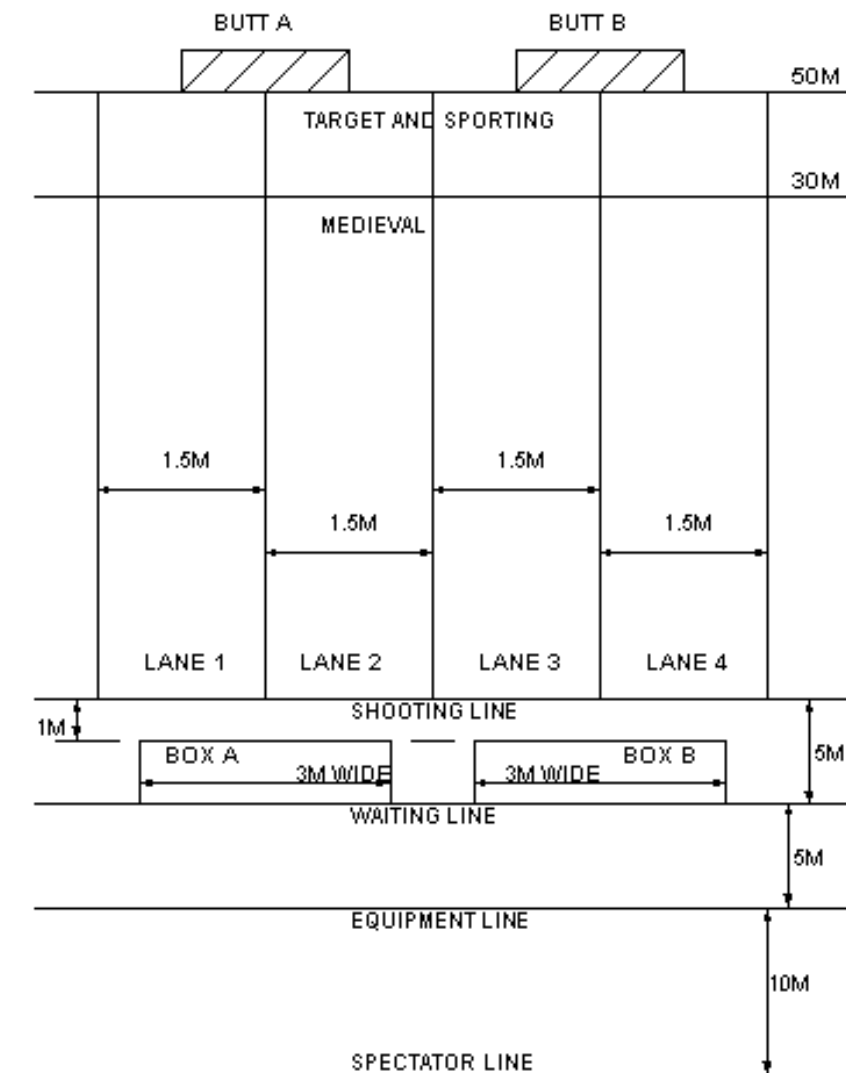


Typical 3D target.

APPENDIX 12a - RECOMMENDED WORLD CHAMPIONSHIP OUTDOOR MATCH-PLAY GROUND LAYOUT

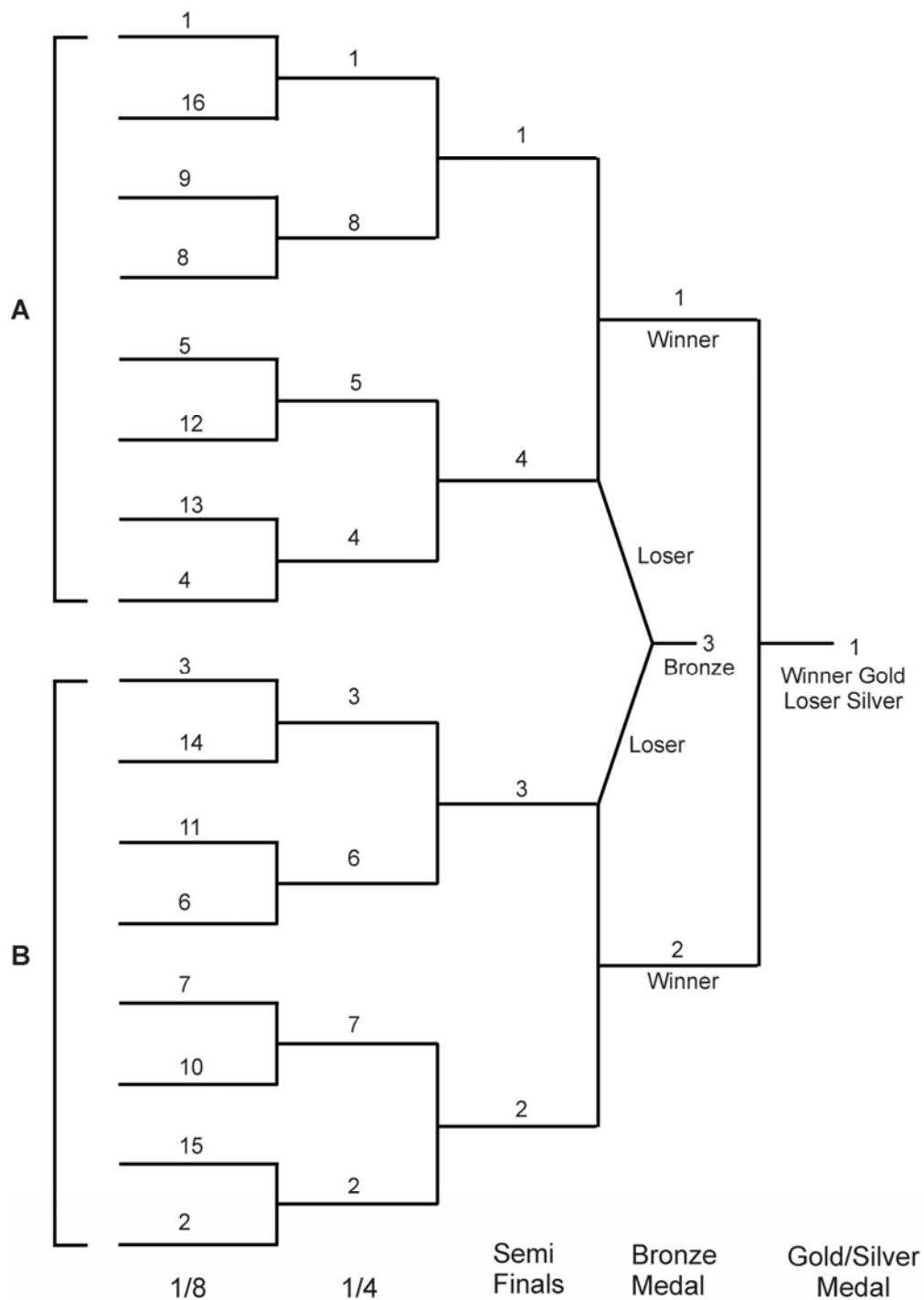


APPENDIX 12b - RECOMMENDED TEAM WORLD CHAMPIONSHIP OUTDOOR MATCH-PLAY GROUND LAYOUT



APPENDIX 13 - MATCH-PLAY SEEDING CHART

MATCHPLAY CHART (16 Competitors)



APPENDIX 14 – ASSISTED BOW SUPPORT STAND WCSA APPROVED and LICENSED (PICTURE)



ADDENDUM 1**THE WORLD CROSSBOW CHAMPIONSHIP FORMATS**

	THE WORLD CROSSBOW CHAMPIONSHIPS
DAY	EVENT DETAILS
	WORLD TARGET CHAMPIONSHIP
1	UNOFFICIAL PRACTICE & JUDGES SEMINAR / COACHING SEMINAR
2	OFFICIAL PRACTICE & OPENING CEREMONY
3	TARGET CHAMPIONSHIP - DAY 1 & AGM MEETING
4	TARGET CHAMPIONSHIP - DAY 2 & MEDAL PRESENTATION
	(WCSA Target medals presented on aggregate of the 2 days of shooting)
5	INDIVIDUAL and TEAM MATCH-PLAY & MEDAL PRESENTATION
6	FOREST CHAMPIONSHIP - DAY 1 - FOREST ROUND
7	FOREST CHAMPIONSHIP - DAY 2 - BUSHLAND ROUND AND MEDAL PRESENTATION
	(WCSA Forest medals presented on aggregate of the 2 days of shooting)
	EVENT DINNER.
	WORLD 3D CHAMPIONSHIP
1	OFFICIAL PRACTICE & OPENING CEREMONY
2	3D CHAMPIONSHIP - DAY 1
3	3D CHAMPIONSHIP - DAY 2 & MEDAL PRESENTATION AND EVENT DINNER
	(WCSA 3D medals presented on aggregate of the 2 days of shooting)

DAY	EVENT DETAILS
1	INDOOR TARGET CHAMPIONSHIP - (TARGET, STD SPORT, FREE SPORT, ASSISTED & MEDIEVAL)
	(may be conducted over two consecutive days)
1	BENCH, KNEELING and PRONE CHAMPIONSHIP - (TARGET, STD SPORT, FREE SPORT, ASSISTED & MEDIEVAL)
	(may be conducted over two consecutive days)